

To,  
The Municipal Commissioner,  
Dhule Municipal Corporation,  
Dhule.

## **Draft Independent Auditor's Report**

Report on the Financial Statements prepared under Accrual Based Financial Statements of Dhule Municipal Corporation, Dhule for the year ended on 31<sup>st</sup> March 2019.

We have audited the Accrual Based Double Entry Reports of Dhule Municipal Corporation, Dhule (herein after referred as Corporation) comprising of the Balance Sheet as at 31<sup>st</sup> March 2019 and Income & Expenditure Account and Cash Flow Statement as on that date. We have also referred to the accounting policies and other documents of the corporation.

### **Management's Responsibility for the Financial Statements;**

The authorities of the corporation are responsible for the preparation of these financial statements that give a true and fair view of the financial position, financial performance and cash flows of the corporation in accordance with the accounting principles generally accepted by the corporation. This responsibility also includes maintenance of adequate accounting records in accordance with the provisions of the Act, for safeguarding of the assets of the corporation and for preventing and detecting frauds and other irregularities; selection and application of appropriate accounting policies; making judgments. And estimates that are reasonable and prudent; and design, implementation and maintenance of adequate internal financial controls that were operating effectively for ensuring the accuracy and completeness of the accounting records relevant to the preparation and presentation of the financial statements that give a true and fair view and are free from material misstatements, whether due to fraud or error.

### **Auditor's Responsibility;**

Our responsibility is to express our opinion on the financial statements prepared under the Accrual Based system of the Corporation. We have conducted the audit in an independent and fair manner in accordance with the auditing standard of India and the standards applicable to audit under double entry method. We have followed the procedures mentioned in our detailed audit plan to collect evidence about the disclosures made in the financial statements and have made the necessary risk assessment based on our judgment and experience.



**Qualified Opinion;**

In our opinion and to the best of our information, and according to the explanation given to us, except for possible effects of the matter described in the Basis for Opinion paragraph,

- 1.1. In the case of the Balance Sheet, of the state of affairs of the corporation as at 31<sup>st</sup> March 2019 as, the said accounts read with notes give true and fair view;
- 1.2. In the case of the Income & Expenditure Account of the surplus of the corporation for the year ended on that date. In our opinion and to the best of our information and according to explanations given to us, the particulars given in the said double entry report are presenting the true and fair financial position of the corporation,
- 1.3. In the case of cash flow statement as on that date. In our opinion and to the best of our information and according to explanations given to us, the particulars given in the said statement represent true and fair view,

**Basis for Qualified Opinion;**

We conducted our audit in accordance with the standards and auditing specified under double entry system of accounting under NMAM. Our responsibilities under those standards are further described in the auditor's responsibility for the audit of financial statement section of our report. We are independent of the corporation in accordance with the Code of Ethics issued by the Institute of Chartered Accountants of India, together with the ethical requirements that are relevant to our audit of the financial statements under the provisions of the Act and the rules there under, and we have fulfilled our other ethical responsibilities in accordance with these requirements and the Code of ethics.

We believe that the evidence so collected during our audit is sufficient and appropriate to formulate our audit opinion.

The other details which form the basis of Qualified Opinion are reported as follows;

1. Refer to our detailed comment in point no. 1.4 Grants, Contri. for Special Purpose, of Liabilities Side in Annexure – IV under Analysis of Balance Sheet where it was observed that in the current financial year, special funds intended for capital expenditure were utilized, contrary to the requirement to park such funds in reserves as per the National Municipal Accounts Manual. Instead of being categorized correctly, these grants were booked as income by the corporation. Additionally, details on the classification of grants into revenue and capital categories were not provided for verification. Furthermore, interest earned on various grants was consolidated under a single ledger named "Interest on Grant," resulting in an understatement of balances in the respective grant accounts due to failure to record interest earned in their respective ledgers.



2. Refer to our detailed comment in point no. 2. Unsecured Loan, of Liabilities Side in Annexure – IV under Analysis of Balance Sheet where the Corporation had obtained Open Market borrowing and a loan from LIC for the Maharashtra Jivan Pradhikaran Vibhag for which the opening outstanding balance of the loan does not appear in the Corporation's financial records. Additionally, there has been no provision made nor disclosure under contingent liability as required.
3. Refer to our detailed comment in point no. 3.1 Deposits Received & Payable, of Liabilities Side in Annexure – IV under Analysis of Balance Sheet where on verification books of accounts, it was noticed that Opening balance Rs. 283.68 Lakhs were taken from Form 1 to 29 which is not bifurcated to each of above head, instead it was recorded under Sr. No. 4 Deposit – Shop.
4. Refer to our detailed comment in point no. Account Note – Contingent Liabilities, of Liabilities Side in Annexure – IV under Analysis of Balance Sheet where details of pending litigations against the corporation were not made available for verification.
5. Refer to our detailed comments on Fixed Assets in the Annexure VI attached along with the report.
6. Refer Annexure VII Observation & comments on Investments for detailed comments.
7. Refer to our detailed comment in point no. 3.1 Closing Stock, of Asset Side in Annexure – IV under Analysis of Balance Sheet where on examination of books of accounts, it was noticed in Income & Expenditure Account the balances of stores, stocks & consumables were not considered which may have material impact financial statements, moreover details with respect to opening & closing stock were not made available for verification.
8. Refer to our detailed comment in point no. 3.2 Sundry Debtors, of Assets Side in Annexure – IV under Analysis of Balance Sheet where year-wise bifurcation in respect of receivables of property taxes, water taxes, other taxes, etc. were not provided by concerned department to us, we cannot quantify the amount of the provision that should have been made in the books of accounts as prescribed in the National Municipal Accounting Code. However, the list provided as receivable balance as on 31.03.2019 does not match with books. Refer Annexure IX Observations and Comments on Books Receivable for our detail comments.



9. Refer to our detailed comment in point no. 4.1 Staff & Other Advances, of Assets Side in Annexure – IV under Analysis of Balance Sheet where certain advances reflect adverse balance this is due non feeding of opening balance to its respective head instead it is clubbed and feeded to Sr, No. 2 Advance payable.
10. Refer to our detailed comment in point no. 5. Bank Account & Cash in Hand, of Assets Side in Annexure – IV under Analysis of Balance Sheet where we have observed that in some bank accounts reconciliations were not made available for verification and as explained to us such reconciliations are in process. However, some bank statements were not available for verification. Also, refer Annexure VIII Remarks on Bank, Bank Statements & Bank Reconciliations attached along with this report.
11. Refer to our detailed comment in point no. 7. Revenue Grants, Contributions & Subsidies, of Income Side in Annexure – IV under Analysis of Income and Expenditure Statement where payments for capital expenditure from specific grant accounts were matched against their bank balances by recording a journal entry debiting the grant account and booking income under revenue grants and subsidy received. This resulted in an overstatement of income, which should have been correctly recorded under Utilized Grants under Group Reserves.
12. Refer to our detailed comment in point no. 1. Administrative Expenses, of Expenditure Side in Annexure – IV under Analysis of Income and Expenditure Statement where on verification of electricity expenses, it was observed that prior period electricity were recorded in current financial year. In addition, provision of electricity expenses for the month of March 2019 is not recorded.
13. Refer to our detailed comment in point no. 2. Establishment Expenses, of Expenditure Side in Annexure – IV under Analysis of Income and Expenditure Statement where on verification of salary and wages, it was observed that prior period salary and wages were recorded in current financial year. In addition, provision of salary and wages for the month of March 2019 is not recorded.
14. Refer to our detailed comment in point no. 4. Repairs & Maintenance of Fixed Assets, of Expenditure Side in Annexure – IV under Analysis of Income and Expenditure Statement where it was observed that certain capital expenditure is treated as revenue expenditure.
15. Forms 1 to 29 as on 31-03-2019 were not made available for verification.





16. In addition, to above qualifications, also refer to our qualifications given in the Annexures I to X attached along with report.

**Report on Internal Financial Controls Over Financial Reporting;**

Refer Annexure – II – Report on the Internal Financial Controls related to Double entry accounting system of the Corporation.

**Other Matter;**

We further report the following;

1. We have sought and, except for the possible effects of the matter described in the Basis for Opinion paragraph above, obtained all the information and explanations which to the best of our knowledge and belief were necessary for the purpose of our audit;
2. Except for the possible effects of the matter described in the Basis for Opinion paragraph above, in our opinion proper books of account as required by Municipal Accounting Manual have been kept by the Corporation so far as appears from our examination of those books;
3. The Balance Sheet and Income and Expenditure Account deal with by this Report are in agreement with the books of account;
4. Except for the matter described in the Basis for Opinion paragraph above, the Balance Sheet and Income and Expenditure Account comply with the Municipal Accounting Manual and Accounting Standards applicable to the Urban Local Bodies;
5. The matter described in the Basis for Opinion paragraph above, in our opinion, may have an adverse effect on the functioning of the Corporation;
6. The qualification relating to the maintenance of accounts and other matters connected therewith are as stated in the Basis for Opinion paragraph above.
7. With respect to the adequacy of the internal financial controls over financial reporting of the Corporation and the operating effectiveness of such controls, refer to our separate Report in 'Annexures'.

For, K P N & CO.

Chartered Accountants,

FRN. 0133536W

CA Rishabh Narendra Chordiya

(Partner)

M. No. 621807

UDIN:

Date:

Place: Dhule

## **Annexure - I to Report as per para 32.9 in chapter 32 of National Municipal Accounting Manual**

1. *Whether all the expenditure incurred by the ULB are authorized by appropriate provision in the sanctioned budget, whether made originally or subsequent?*

Auditors Comment: We have verified the expenditure incurred by the ULB on test check basis, accordingly it was observed that the certain instances where expenditure were not duly authorized by appropriate authority and were not duly sanctioned. For, details refer to our detailed comments as enumerated in Annexure X – Observation & Comments on Voucher Verification.

2. *Whether all sums due to and received by the ULB have been brought to account within the prescribed time limits?*

Auditors Comment: Yes, based on our audit planning and procedure, the ULB has brought all sums due to and received in account within the prescribed time limits, except for those as reported in Annexures below.

For Example:

- The accrued interest on Investments in Fixed Deposit made by the ULB.
- Provision for expenses such as Salary & Wages payable for the month of March were not recorded in books of accounts as per the concept of accrual.
- Outstanding Balances of Open Market Borrowing & LIC loan were not brought into books of accounts.

3. *Whether all transactions (income, expenditures, assets and liabilities) are correctly classified?*

Auditors Comment: Yes, based on our audit planning and procedure, it was observed that all transactions (income, expenditure, assets and liabilities) were correctly classified, except for those as reported in Annexures below.

For Example:

- a. In cases where capital expenditure is incurred from Special fund bank account, the corresponding impact is given to its grant account by reducing it and booking it as Income account instead it should have been parked under head of capital contribution as prescribed in National Municipal Accounting Code. Further, refer to our comments in Annexure IV.

4. *Whether in respect of all bills for charges on account of all works and that no deviation has been made from the sanctioned plans and the estimates without the sanction of the competent authority?*

Auditors Comment: Yes, based on our audit planning and procedure and verification on test check basis, it was observed that there was no deviation from the sanctioned plans and estimates without the sanction of the competent authority for bills for charges on account of all works, except for those as reported in Annexures below.



5. *Whether the amount received for a specific grant have been utilized for the purposes as stated in the grant sanction order?*

Auditors Comment: Yes, based on our audit planning and procedure and verification on test check basis, it was observed that the amount received for specific grants have been utilized for the purposes as stated in the grant sanction order. However, the capital assets created from these specific grants were not separately disclosed in the financial statements.

6. *Whether the special funds have been created as per the provision of relevant stages and whether special funds have been utilized for the purposes for which created?*

Auditors Comment: Yes, based on our audit planning and procedure and verification on test check basis, it was observed that the ULB has created special funds as per the provision of relevant stages and the same been utilized for the purposes for which they were created. Where the funds are unutilized the same have been invested in fixed deposits with banks.

7. *Whether the ULB is maintaining proper records showing full particulars, including quantitative details and situations of fixed assets. Whether these fixed assets have been physically verified by the management at reasonable intervals. Whether any material discrepancies noticed on search. Verification, and if so, whether the same have been properly dealt with in the books of accounts?*

Auditors Comment: The ULB has maintained records showing particulars, including quantitative details and situations of fixed assets as on 31<sup>st</sup> March 2009. Further, any verification report was not provided to us for verification when demanded hence we are not in a position to comment on it. Therefore, it is recommended to develop and implement reasonable and adequate procedures for physical verification of the fixed assets at reasonable intervals.

8. *Whether physical verification has been conducted by ULB at reasonable intervals in respect of stores?*

Auditors Comment: Reports of the physical verification of the stores were not provided by the concerned departments of the ULB when demanded for verification. Accordingly, the possibility that the concerned departments of the ULB may not have carried out the physical verification at reasonable intervals cannot be ruled out.

9. *Whether the procedures of physical verification of stores followed by ULB is reasonable and adequate? If not, the inadequacies in such procedures should be reported.*

Auditors Comment: As adequate information required was not made available to us by concerned department, we are not in position to comment on the same. However, it is recommended to develop and implement reasonable and adequate procedures for physical verification of the stores.

10. *Whether any material discrepancies have been noticed on physical verification of stores as compared to book records, and if so, whether the same have been properly dealt with in the books of accounts?*

Auditors Comment: As adequate information required was not made available to us, we are not in position to comment on the same.

11. *Whether the valuation of stores is in accordance with accounting principles laid down in the accounts manual? Whether the basis of valuation of stores is same as in the preceding year? If there is any deviation in the basis of valuation, the effect of such deviation, if material, should be reported;*

Auditors Comment: As adequate information required was not made available to us by concerned department, we are not in position to comment on the same. However, it is recommended to develop and implement reasonable and adequate procedures for physical verification of the stores.

12. *Whether the parties to whom the loans or advances in the nature of loans have been given by ULB are repaying the principal amount as stipulated and are also regular in payments of the interest and if not, whether reasonable steps have been taken by the ULB for recovery of the principal and interest?*

Auditors Comment: ULB has not given any loans, other than to its employees and mobilization advances to the vendors as per the agreement with the vendors. In case of the loans to employees, ULB has provided interest free advances such as festival advances which is recovered from salaries & wages.

13. *Whether there exists an adequate internal control procedure for the purchase of stores, including components, plant and machinery, equipment and other assets?*

Auditors Comment: As adequate information required was not made available to us, we are not in position to comment on the same.

14. *Whether proper procedures are in place to identify any unserviceable or damaged stores and whether provision for the loss in this respect. If any, has been made in the accounts?*

Auditors Comment: As adequate information required was not made available to us, we are not in position to comment on the same.

15. *Whether the ULB is regular in depositing provident fund dues and profession tax deducted with the appropriate authorities and if not, the extent of areas;*

Auditors Comment: As adequate information required was not made available to us, we are not in position to comment on the same.

16. *Whether the ULB is regular in depositing tax deducted at source (income tax and works contract tax) and other statutory dues, and if not, the nature and causes of such delay and the amount not deposited;*



Auditors Comment: No. It was observed that the ULB deducts and discharges TDS liability as and when payment is issued to contractors/vendors and not on the basis of accrual accounting of expenses. Moreover, details with respect to TDS challans and returns filed were not furnished before us for verification.

17. *Whether any personal expenses have been charged to revenue account same: if so, the details thereof.*

Auditors Comment: No. Based on our audit procedures and audit samples we have not come across any personal expenses being charged to the revenue account.

For, K P N & CO.

Chartered Accountants,

FRN 0133536W

CA Rishabh Narendra Chordiya  
(Partner)

M. No. 621807



UDIN:

Date:

Place: Dhule

## **Annexure – II – Report on the Internal Financial Controls related to Double entry accounting system of the Corporation:**

1. Report on the Internal Financial Controls of the Corporation:

We have audited the internal financial controls over financial reporting of *Dhule Municipal Corporation* as of March 31, 2019 in conjunction with our audit of the financial statements of the Corporation for the year ended on that date.

2. Management's Responsibility for Internal Financial Controls:

The Corporation's management is responsible for establishing and maintaining internal financial controls based on the internal control over financial reporting criteria established by the Corporation. These responsibilities include the design, implementation and maintenance of adequate internal financial controls that were operating effectively for ensuring the orderly and efficient conduct of its business, including adherence to Corporation's policies, the safeguarding of its assets, the prevention and detection of frauds and errors, the accuracy and completeness of the accounting records, and the timely preparation of reliable financial information, as required in accordance with the Municipal Corporation Act, 1956 including the Municipal Accounting Manual and accounting principles generally accepted in India applicable to the Urban Local Bodies.

3. Auditors' Responsibility:

Our responsibility is to express an opinion on the Corporation's internal financial controls over financial reporting based on our audit. We conducted our audit in accordance with the Guidance Note on Audit of Internal Financial Controls Over Financial Reporting (the Guidance Note") and the Standards on Auditing, to the extent applicable to an audit of internal financial controls, both issued by the Institute of Chartered Accountants of India. Those Standards and the Guidance Note require that we comply with ethical requirements and plan and perform the audit to obtain reasonable assurance about whether adequate internal financial controls over financial reporting was established and maintained and if such controls operated effectively in all material respects.

Our audit involves performing procedures to obtain audit evidence about the adequacy of the internal financial controls system over financial reporting and their operating effectiveness. Our audit of internal financial controls over financial reporting included obtaining an understanding of internal financial controls over financial reporting, assessing the risk that a material weakness exists, and testing and evaluating the design and operating effectiveness of internal control based on the assessed risk. The procedures selected depend on the auditor's judgment, including the assessment of the risks of material misstatement of the financial statements, whether due to fraud or error.





We believe that the audit evidence we have obtained is sufficient and appropriate to provide a basis for our qualified audit opinion on the Corporation's internal financial controls system over financial reporting.

4. Meaning of Internal Financial Controls Over Financial Reporting:

A Corporation's internal financial control over financial reporting is a process designed to provide reasonable assurance regarding the reliability of financial reporting and the preparation of financial statements for external purposes in accordance with generally accepted accounting principles. A Corporation's internal financial control over financial reporting includes those policies and procedures that:

- a) Pertain to the maintenance of records that, in reasonable detail, accurately and fairly reflect the transactions and dispositions of the assets of the Corporation;
- b) Provide reasonable assurance that transactions are recorded as necessary to permit preparation of financial statements in accordance with generally accepted accounting principles, and that receipts and expenditures of the Corporation are being made only in accordance with authorizations of management and officers of the Corporation; and
- c) Provide reasonable assurance regarding prevention or timely detection of unauthorized acquisition, use, or disposition of the Corporation's assets that could have a material effect on the financial statements.

5. Inherent Limitations of Internal Financial Controls Over Financial Reporting:

Because of the inherent limitations of internal financial controls over financial reporting, including the possibility of collusion or improper management override of controls, material misstatements due to error or fraud may occur and not be detected. Also, projections of any evaluation of the internal financial controls over financial reporting to future periods are subject to the risk that the internal financial control over financial reporting may become inadequate because of changes in conditions, or that the degree of compliance with the policies or procedures may deteriorate.

6. Emphasis of Matter

- a) The Corporation did not have an appropriate internal financial control system over financial reporting since the internal controls adopted by the Corporation did not adequately consider risk assessment, which is one of the essential components of internal control, with regard to the potential for fraud when performing risk assessment.
- b) The Corporation has to improve upon the effective internal audit system so as to cover all major areas with extensive scope. As of now no Internal Auditor has been appointed by the company but consultant has been appointed to overlook on the overall accountancy and statutory compliance of the company.

The scope of internal auditor should define risk areas like, physical verification of fixed assets and inventory, reconciliation of statutory dues paid with corresponding returns filed. This could potentially result into weak checks and balances and unreported financial irregularities ultimately resulting into losses and distorted financial reporting.



7. Opinion:

A 'material weakness' is a deficiency, or a combination of deficiencies, in internal financial control over financial reporting, such that there is a reasonable possibility that a material misstatement of the Corporation's annual or interim financial statements will not be prevented or detected on a timely basis.

In our opinion, because of the effects/possible effects of the material weaknesses described above on the achievement of the objectives of the control criteria, the Corporation has not maintained adequate internal financial controls over financial reporting and such internal financial controls over financial reporting were not operating effectively as of March 31, 2019 based on the internal control over financial reporting criteria established by the Corporation.

We have considered the material weaknesses identified and reported above in determining the nature, timing, and extent of audit tests applied in our audit of the March 31, 2019 financial statements of the Corporation, and these material weaknesses do not affect our opinion on the financial statements of the Corporation.

For, K P N & CO.  
Chartered Accountants,  
FRN. 0133536W

CA Rishabh Narendra Chordiya  
(Partner)  
M. No. 621807

UDIN:  
Date:  
Place: Dhule



### **Annexure - III - Accounting Standards applicable to Local Bodies issued by ICAI**

In order to harmonise the diverse practices being followed by the local bodies, Accounting Standards for Local Bodies (herein after referred as ASLB) are being issued by the Institute of Chartered Accountants of India (herein after referred as ICAI) since March, 2005, which are high quality financial reporting standards for the local bodies based on International Public Sector Accounting Standards (IPSASs). Currently, accrual-based accounting guidance is drawn by Urban Local Bodies either from National Municipal Accounts Manual (NMAM, i.e., issued in 2004) or Municipal Accounting Manual of their respective state that have been formulated on NMAM.

Ensuring compliance with ASLBs is the responsibility of appropriate authority, which approves the financial statements of the local body for the purpose of issuance thereof. ASLBs issued by the ICAI are recommendatory and will become mandatory as and when the concerned state government adopts them for implementation.

Following is the list of standards which are applicable for the Corporation -

<b>ASLB No.</b>	<b>ASLB Description</b>
ASLB 1	Presentation of Financial Statements
ASLB 2	Cash Flow Statements
ASLB 3	Accounting Policies, Changes in Accounting Estimates and Errors
ASLB 5	Borrowing Cost
ASLB 12	Inventories
ASLB 13	Leases
ASLB 14	Events after the Reporting Date
ASLB 16	Investment Property
ASLB 17	Property, Plants and Equipment's
ASLB 18	Segment Reporting
ASLB 19	Provisions, Contingent Liabilities and Contingent Assets
ASLB 20	Related Party Disclosures
ASLB 21	Impairment of Non-Cash Generating Assets
ASLB 23	Revenue from Non-Exchange Transactions (Taxes & Transfers)
ASLB 24	Presentation of Budget Information in Financial Statements
ASLB 26	Impairment of Cash Generating Assets
ASLB 32	Service Concession Arrangements: Grantor
ASLB 36	Investments in Associates and Joint Ventures
ASLB 39	Employee Benefits
ASLB 42	Social Benefits

Of the above list ASLB 2 and ASLB 5 are mandatory to be followed by the Members of ICAI while auditing financial statements of local bodies w.e.f. 1<sup>st</sup> April 2022. While remaining ASLBs are recommendatory. Accordingly, we have divided our opinion of the implementation of ASLBs in two parts as follows -



- Opinion for the ASLBs that are mandatory:
  - a. ASLB – 2 – Cash Flow Statement  
The Cash Flow Statement is prepared in accordance with the ASLB – 2 – Cash Flow Statements using Indirect Method of Cash Flow Statement. Necessary disclosures have been made as required by the ASLB.
  - b. ASLB – 5 – Borrowing Costs –  
The Corporation has incurred borrowing cost which is charged to Income & Expenditure account on payment basis. Moreover, provision for interest payable of Kendra Puraskrut Lahan & Madhyam Yojana Loan and Open Market Borrowing & LIC Loan is not recorded. Furthermore, no documents for verifying whether the Kendra Puraskrut Lahan & Madhyam Yojana Loan utilization is classified as capital or revenue in nature have been provided for verification.
- Opinion for the ASLBs that are recommendatory:  
Considering the accounting system applied during the year under audit it is not possible to quantify the impact of non-following of ASLBs. Some of the points which we feel are not followed in ASLBs are mentioned as examples only in ensuing points.
  - a. ASLB 3 – Accounting Policies, Changes in Accounting Estimates and Errors  
As per paragraph 7 of ASLB, prior period errors are omission from, and misstatements in, the entities financial statements for one or more prior period arising from a failure to use, or misuse of, reliable information that:
    - i. Was available when financial statements for those periods were authorized for issue; and
    - ii. Could reasonably accepted to have been obtained and taken into account in the preparation and presentation of those financial statements.

Such errors include the errors of mathematical mistakes, mistakes in applying accounting policies, oversights or misinterpretation of facts, and fraud.
  - b. ASLB 12 – Inventories –  
Corporation has valued the inventories at cost basis which is in accordance with the accounting principles as laid in the NMAM. As per paragraph 15 of the ASLB 12 – Inventories, the inventories should be measured at the lower of cost and net realizable value. Since, the ASLB 12 is recommendatory, it is at the discretion of the Corporation whether to follow NMAM or ASLB 12 issued by ICAI.





c. ASLB 13 – Leases –

Corporation has not disclosed any information w.r.t leases in the financial statements. Further, the corporation has not provided us with the information in regards to the leases, due to which we cannot comment, whether the assets are dealt accordingly as per the requirements of the ASLB 13.

d. ASLB 16 – Investment Property –

As per paragraph 7 of ASLB 16 – Investment Property, investment property is property (land or a building – or part of a building – or both) held to earn rentals or for capital appreciations or both, rather than for use in production or supply of goods or services, or for administrative purposes or sale in ordinary course of operation.

Accordingly, the assets namely Parking Building, Shopping Center & Market appearing under the Building & Premises of Fixed Assets, can be categorized as Investment Property, as these are investments made for earning rental income.

However, the Corporation has not classified or recognized any such Investment Property in accordance with the ASLB 16.

e. ASLB 17 – Property, Plants & Equipments –

The Corporation has disclosed the gross carrying amount, depreciation method used, useful lives, depreciation rate, accumulated depreciation and reconciliation of the carrying amount at the beginning and end of the period. However, the Corporation has not disclosed the cost model or revaluation model used for the determining the gross carrying amount along with the other. Also, refer to our detailed comments as mentioned in Annexure VI Analysis of Fixed Assets and Depreciation on Assets.

f. ASLB 18 – Segment Reporting.

The Corporation has not attached any segment wise reports to the financial statements in accordance to the ASLB 18.

g. ASLB 19 – Provisions, Contingent Liabilities and Contingent Assets –

The Corporation has not reported any disclosures under Contingent Liabilities for previous year. In current year it has not reviewed the status of the Contingent Liabilities.

Further, the Corporation has not made any provision in current year for the receivables as per the accounting policy laid under the NMAM.

In addition, Corporation has not complied with the disclosure of contingent liabilities. For details refer last para of 3.3.3 of Annexure IV Analysis of Balance Sheet.



Therefore, it can be concluded that the Corporation has not complied with the disclosures required under ASLB 19

- h. ASLB 20 – Related Party Disclosures –  
The Corporation has not complied with the disclosures required under ASLB 20
- i. ASLB 21 – Impairment of Non-Cash Generating Assets –  
As per definition under the ASLB 21, Non-Cash Generating Assets are assets other than cash-generating assets, where, cash-generating assets are assets held with the primary objective of generating a commercial return for the purpose of impairment, goodwill is considered a cash generating asset. Impairment of Non-cash generating assets is a loss in the service potential of a non-cash generating assets over and above the loss recognized through depreciation. The Corporation has not complied with the disclosures required under ASLB 21
- j. ASLB 23 – Revenue from Non-Exchange Transactions (Taxes & Transfers) –  
The Corporation has partially disclosed information as required under ASLB 23. Where, various taxes are disclosed as per the requirement of ASLB 23, while revenue from non-exchange transactions other than taxes is not disclosed separately.
- k. ASLB 24 – Presentation of Budget Information in Financial Statements –  
The Corporation has not complied with the disclosures required under ASLB 24
- l. ASLB 26 – Impairment of Cash Generating Assets –  
A cash-generating unit is the smallest identifiable group of assets held with primary objective of generating a commercial return that generates cash inflows from continuing use that are largely independent of the cash inflows from other assets or group of assets. The Corporation has not complied with the disclosures required under ASLB 26
- m. ASLB 32 – Service Concession Arrangements: Grantor –  
The Corporation has not complied with the disclosures required under ASLB 32
- n. ASLB 36 – Investments in Associates and Joint Ventures –  
The Corporation has not provided information in regards to such investments. Accordingly, we cannot comment whether the Corporation has complied with the disclosures required under ASLB 36



o. ASLB 39 – Employee Benefits –

The Corporation has not complied with the disclosures required under ASLB 39

p. ASLB 42 – Social Benefits –

The Corporation has not disclosed any information on the social benefits of the schemes implemented by them in the financial statements. Accordingly, the Corporation has not complied with the disclosures required under ASLB 42.



## Annexure - IV

We have performed the audit procedures agreed with you and enumerated in the scope of work previously with respect to the closing Balance sheet of Dhule Municipal Corporation as at 31.03.2019, set forth in the accompanying schedules. The said Balance Sheet and Income and Expenditure account is prepared by using Tally software thereby complying of the guideline of preparation of financial statements on double entry method.

### Analysis of Balance Sheet

#### A. Liabilities Side

##### 1. Capital Account

**Rs. 15,13,53,56,022.00**

##### 1.1. Municipal Funds

Rs. 10,60,09,35,166.00

(Account Code – 3010000)

During the year the Municipal Funds have decreased net by Rs.11042.74 lakhs which relates to excess of expenditure over income transferred for the current year.

##### 1.2. Reserves & Surplus

Rs. 0.00

(Account Code – 3030000)

##### 1.3. Earmarked Funds

Rs. 14,06,85,962.00

(Account Code – 3020000)

##### 1.4. Grants, Contr. for Special Purpose

Rs. 4,39,37,34,894.00

(Account Code – 3040000)

The classification of various earmarked funds was done into three heads as above, Following is the list of earmarked and unutilized funds;

Sr. No.	Particulars	Amount	
1	<b>Reserves &amp; Surplus</b>		0.00
1.1	<i>Reserves</i>	0.00	
2.0	<b>Earmarked Funds</b>		<b>14,06,85,962.00</b>
2.1	<i>Depreciation Fund</i>	1,29,02,293.00	
2.2	<i>Development Fund</i>	94,52,002.00	
2.3	<i>Dedargaon Paryatan Fund</i>	1,01,86,925.00	
2.4	<i>Dry Laterin Fund</i>	5,93,216.00	
2.5	<i>Pension Fund</i>	2,33,72,971.00	
2.6	<i>Road Fund</i>	1,30,000.00	
2.7	<i>Salary Reserve Fund</i>	6,65,39,203.00	
2.8	<i>Sinking Fund</i>	54,74,830.00	
2.9	<i>Tree Fund</i>	3,30,139.00	
2.10	<i>Trust Fund</i>	79,933.00	
2.11	<i>Water Supply Fund</i>	1,16,24,450.00	





3	<b>Grants, Contribution for Special Purpose</b>		<b>4,39,37,34,894.00</b>
3.1	Solid Waste Management (12th Pay Commission)	-18,52,731.00	
3.2	13th Pay Commission	-7,80,859.00	
3.3	14th Pay Commission	79,23,16,666.00	
3.4	Member of Parliament	62,21,305.00	
3.5	Dalit Vasti Sudharna Yojna	7,89,88,767.00	
3.6	IHSDP Grant	-16,89,92,199.00	
3.7	UIDSSMT Grant (Pani Puravtha)	2,97,70,538.00	
3.8	Magas Shetra Anudan Nidhi (BRGF)	-4,83,70,042.00	
3.9	Sujal Nirmal Abhiyan	37,55,064.00	
3.10	Dedargaon Tourism	1,37,94,076.00	
3.11	Aamdar Nidhi Unutilised	54,93,679.00	
3.12	Nagari Mulbhut Suvidha - Special Grant	6,20,18,208.00	
3.13	Sant Gadge Baba Swachta Abhiyan	13,54,932.00	
3.14	Theatre Grant	-2,92,230.00	
3.15	Grant for Census	1,06,45,340.00	
3.16	Navinya Purn Yojana Grant	3,25,736.00	
3.17	Grant for Arogya Mahila Balvikas Prkalp	3,89,112.00	
3.18	Grant for Fire Brigade	1,86,16,441.00	
3.19	Grant for RCH lab	8,34,060.00	
3.20	Grant Received for Court	31,97,942.00	
3.21	Grants - D A	15,45,800.00	
3.22	Grant - Employee Salary	59,352.00	
3.23	Grant - Malaria Grant	2,69,13,549.00	

3.24	Grant - Medicine Grant	75,850.00	
3.25	Nagar Rachana - Sahayak Anudan	49,21,60,000.00	
3.26	Nagorothan Abhiyan Nidhi	-3,16,48,489.00	
3.27	Nagorothan Rajyastraria Nidhi	17,59,22,087.00	
3.28	Nagorothan Jilhastariya Nidhi	-66,13,672.00	
3.29	Navbaudh Gharkul Yojana	1,17,50,679.00	
3.30	Grant - Road	13,46,84,191.00	
3.31	Grant - Shah Rog Anudan	3,99,584.00	
3.32	Grant - Aplsankhyak Nidhi	1,29,36,717.00	
3.33	Grant - Adhaar Card	47,99,934.00	
3.34	Grant - Entertainment Tax	5,23,933.00	
3.35	Grant - Land Revenue	95,967.00	
3.36	Grant - Other	1,68,000.00	
3.37	Grant - Bhokar Grampanchayat	99,831.00	
3.38	Grant - Balkati Karan	13,75,000.00	
3.39	Grant - Kutumb Kalyan	12,41,724.00	
3.40	Grant - Balsangopan	5,16,416.00	
3.41	Grant - Pashu Gannana	3,75,602.00	
3.42	Grant - Stamp Duty	5,99,69,551.00	
3.43	Grant - Water Supply	1,58,25,000.00	
3.44	Grant - Maharashtra Urja Vikas Abhikaran	2,74,750.00	
3.45	Grant - National Disaster Fund	17,806.00	
3.46	Grant - Kami Kharchachi Swachta Yojana	2,177.00	
3.47	Grant - Khandesh Vikas Paryatan	-16,89,814.00	
3.48	Grant - Swach Maharashtra	8,44,256.00	
3.49	Grant - District Annual Scheme	1,05,97,000.00	
3.50	Grant - LBT	89,09,00,000.00	
3.51	Grant - Amrut Mishan Anudan	1,21,33,208.00	
3.52	Grant - City Development Binsheti	10,17,000.00	
3.53	Grant - C P Next tender	21,95,183.00	
3.54	Grant - Maharashtra Suvarnjayanti (District level Grant)	-3,56,42,588.00	
3.55	Grant - Urban Development	7,72,18,600.00	



3.56	Grant - GST	1,55,50,39,730.00	
3.57	Grant - DMC Contribution	-58,76,323.00	
3.58	Grant - District Sport Grant	7,00,000.00	
3.59	Grant - Haddwadh	30,15,592.00	
3.60	Grant - Panchayat Samiti Cess	3,26,641.00	
3.61	Grant - Panchayat Samiti Gram Anudan	4,02,150.00	
3.62	Interest on Grant	17,16,49,115.00	
	<b>Grand Total</b>		<b>4,53,44,20,856.00</b>

In Sr. No. 1 Reserves, it is observed that in current financial year various special funds were utilized in nature of capital & revenue expenditure. However, entries of Special funds (Grant) which is utilized for capital expenditure in current year was supposed to be parked in Reserves as per National Municipal Accounts Manual, instead grants so utilized (payments made from grants account) by the corporation is booked as Income. Refer Table 1 Annexure V Observation & Comments on Grants & Earmarked Funds. Also, during the audit we observed that there is discrepancy/ difference found between the balance of grant as per physical day book made available for verification and balance of grant as per book of accounts maintained in tally software. Refer Table 2 Annexure V Observation & Comments on Grants & Earmarked Funds. Additionally, day books for some of grants were not made available for verification and hence we are unable to comment upon the same. Refer Table 3 Annexure V Observation & Comments on Grants & Earmarked Funds.

Corporation has recorded Interest earned on various Grants in single ledger named as "Interest on Grant" as per Sr. No. 3.62 of above table and failed to record Interest earned on various Grants to it concerned ledger due to which balance so appearing in Grant account is understated to that extent.

The Goods and Service Tax Act was passed in the Parliament on 29th March 2017 and came into effect on 1st July 2017 which has replaced many indirect taxes in India such as the excise duty, VAT, services tax, etc. During our audit of the financial statements for the year ended 31-03-2019, we observed that the accounting records lacked comprehensive Accounting Standard Operating Procedures (SOPs) specifically tailored to the Goods and Services Tax (GST) framework. The absence of such SOPs may result in inefficiencies and potential errors in the company's GST accounting processes. Additionally, in our verification procedures related to GST payments and reconciliation, we noted that detailed workings supporting the GST payments and reconciliation were not provided for our examination. The absence of a well-documented and transparent reconciliation process increases the risk of inaccuracies, misstatements. Moreover, GST Compensation Grant so received is revenue grant in nature which should have been recognized as revenue in as and when

received. It was observed that Corporation's own contribution in form of Grants is recognized as debit balance under the head of Special fund, instead it should have been recognized as expenses.

## 2. Unsecured Loan

**Rs. 78,55,208.00**

### 2.1. Kendra Puruskrut Small & Medium Scheme Loan

**Rs. 78,55,208.00**

As per Govt. Resolution No. IUDP 1094/40 CR-2/Navi 9 Dated 05/03/94 & Govt. Resolution No. ASHIVO 1099/KK755/PR.Kr.94/99/Navi9 Dated 31/03/99 loan was availed Rs. 40.00 Lakhs (at 12% with tenure 25 with 5 years moratorium) & Rs. 60.00 Lakhs (at 13% with tenure 25 with 5 years moratorium) by Corporation under Kendra Puruskrut Small & Medium Scheme. Moreover, opening and closing balance confirmation certificate certified by concerned department were not available for verification.

In addition to above loan, Corporation had availed Open Market borrowing and a loan from LIC. The details obtained from letter addressed to the Deputy Chairman, Mantralay, with reference number DHUMPA/BAVI/72/201 dated 07/09/2016 outlines the following key points:-

- The Corporation had availed Open Market borrowing and a loan from LIC for the Maharashtra Jivan Pradhikaran Vibhag, intended for contract work on a Water Supply Pipeline project in Dhule spanning 1992 to 1999.
- Despite efforts, the project faced numerous challenges leading to its failure. Notably, the 18 villages and MIDC Dhule, intended beneficiaries of the water pipeline, failed to contribute their share toward the project.
- Consequently, the entire burden of the loan amounting to Rs. 166,68,96,351.00 fell upon the Corporation.
- Over the period from 1996 to 2016, payments totaling Rs. 32,17,18,427.00 were deducted from various grants to offset the loan.
- The Corporation has formally requested the Deputy Chairman to restructure the outstanding loan, reducing it from Rs. 166,68,96,351.00 to Rs. 79,92,91,622.00. They have also requested the waiver of the remaining difference.
- As per the letter, the Corporation faces a substantial outstanding loan not currently reflected in its financial records.

There has been no provision made nor disclosure under contingent liability as required. Moreover, despite of payments made in FY 2016-17, opening outstanding balance of loan is not appearing in books of accounts. Moreover, balance confirmation of outstanding loan from concerned department were not made available to us. Further, the details of the loan availed are:

Sr. No.	Borrower	Amount Rs.
---------	----------	------------





1.	Open Market Borrowing	Rs. 12,99,13,000.00
2.	LIC Loan	Rs. 26,78,69,000.00
<b>Total</b>		<b>Rs. 39,77,82,000.00</b>

### 3. Current Liabilities

**Rs. 32,66,06,792.00**

#### 3.1. Deposits Received & Payable

**Rs. 22,94,25,041.00**

(Account Code – 3090000)

Detailed schedule of deposit received & payable is as follows:

Sr. No.	Particulars	Amount Rs.
1	Connection Deposit - Electricity & Water	57,500.00
2	Connection Deposit - Water	2,23,400.00
3	Deposit – Advertisement	5,55,685.00
4	Deposit - IDSMT	2,99,18,113.00
5	Deposit - Shop	3,28,52,982.00
6	Deposit - Water	6,79,47,864.00
7	Deposit - Election	61,95,671.00
8	Deposit - Market (Oota)	49,18,227.00
9	Security Deposit (Nivida, Octroi BG etc)	8,78,67,304.00
10	Other Refund	-11,11,705.00
<b>Total</b>		<b>22,94,25,041.00</b>

Security deposit received & payable as mentioned in Sr. no. 9 consists of deposits accepted for the purposes of surety of completion of the contract. On other hand in each individual case party wise running / current account is opened and maintained by the Dhule Municipal Corporation manually. However, list of outstanding balance as on 31<sup>st</sup> of March 2019 were not provided for verification neither were attached along with the schedule to the financial statements.

Further, As explained to us by the authorities of Corporation during the year under audit, the security deposit amounts are deducted from the contract bills of the contractors, etc. against various small & large contracts which are included in the above deposits. On completion of the above said contract the deposit is refunded to respective particular party.

On verification books of accounts, it was noticed that Opening balance Rs. 283.68 Lakhs in FY 2009-10 were taken from Form 1 to 29 which is not bifurcated to each of above head, instead it was recorded under Sr. No. 5 Deposit – Shop. Hence, closing balance so appearing in each head of books of account may not give true and fair view. Moreover, in books of accounts vendor/party-wise ledgers were not created while recording transactions due to which it was not possible to identify vendor/party-wise ledgers outstanding balances.

#### 3.2. Sundry Creditors & Other Liabilities

**Rs. 5,90,91,303.00**

(Account Code – 3120000)

Detailed schedule of Sundry Creditors & Other Liabilities is as follows:



Dhule Municipal Corporation, Dhule  
Draft Accrual Base Accounting Audit FY 2018 - 19



Sr. No.	Particulars	Amount Rs.
1	Bills and Contractor Payable - Construction Department	36,52,086.00
2	Bills and Contractor Payable - Electric Department	31,20,261.00
3	Bills and Contractor Payable - Water Supply Department	6,02,927.00
4	Pakke Khate Jama	1,65,20,638.00
5	Royalty	-13,54,756.00
6	EPF	2,75,24,246.00
7	Bin Shetsara (Vikas Shulk)	53,21,573.00
8	Contractor Deduction Payable	36,32,328.00
<b>Total</b>		<b>5,90,19,303.00</b>

1. In Sr. No. 1 to 3 Bills and Contractor Payable the accounts were prepared on the basis of daybook which is maintained on payment basis and not in accrual basis, so dues so arising as on year end for works executed and is payable as on 31<sup>st</sup> of March 2019 won't appear in books of accounts. Hence, to that extent Sundry Creditors, Fixed Assets & Expenses are understated.
2. Sr. No. 4 Pakke Khate Jama of above table consists of untraced cheque payments. However, despite of the fact that this ledger is not feeded with opening balances, it consists of various cheque return entries for past years which is parked in this ledger and is not settled.
3. Additionally, the ledger entry at Sr. No. 5 under "Royalty" shows a debit balance because the corporation has overpaid royalty to the Tahasildar Dhule, exceeding the amount collected. No explanation for this discrepancy has been provided.
4. In Sr. No. 6 EPF, 2 receipts entries are parked under this ledger due to which profit and loss account is understated and Sundry Creditors is overstated by Rs. 13.80 lakhs
5. In Sr. No. 9 Salary Payable the provision for the month of March 2019 is not made due to which profit and loss account is understated to that extent.

### 3.3. Provisions

Rs. 3,81,62,448.00

(Account Code – 3110000)

Following table shows the various Provisions made by the Corporation during the year;

Sr No	Particulars	Opening Balance	Current year paid	Current year collected	Closing Balance
1	<b>Amount Payable to Government</b>				
1.1	Maharashtra Shikshan Kar (Higher Education Cess)	1,71,80,985.00	6,77,33,188.00	8,28,07,833.00	3,22,55,630.00
1.2	Motha Niwasi Kar	7,90,735.00	27,50,475.00	27,27,860.00	7,68,120.00



1.3	Rojgar Hami Tax	39,49,852.00	76,30,356.00	88,09,472.00	51,28,968.00
1.4	GST Payable	0.00	86,94,912.00	86,99,664.00	4,752.00
1.5	Income Tax Payable	0.00	1,17,36,011.00	1,17,40,989.00	4,978.00
<b>Grand Total</b>		<b>2,19,21,572.00</b>	<b>9,85,44,942.00</b>	<b>11,47,85,818.00</b>	<b>3,81,62,448.00</b>

This amount consists of amount collected as Higher education cess, Motha Niwasi Kar, Rojgar Hami tax, GST and Income Tax which is payable to State Government and Central Government. However, detailed working of payable balances was not provided for verification.

#### Account Note - Contingent Liabilities

##### **Contingent Liabilities**

**Rs. Nil**

This refers to an obligation relating to an existing condition or situation which may arise in future depending on the occurrence or nonoccurrence of one or more uncertain future events. Corporation had availed Open Market borrowing and a loan from LIC for which no document or balance certificate is made available for verification. The details obtained from letter addressed to the Deputy Chairman, Mantralay, with reference number DHUMPA / BAVI / 72/201 dated 07/09/2016 outlines that amount of Rs. 16,668.96 lakhs is payable as on 2016. There has been no provision made nor disclosure under contingent liability as required. For details refer 2.2.1 of Annexure IV Analysis of Balance Sheet. Additionally, details of pending litigations against the corporation were not made available for verification. Thus, we are unable to comment upon the same.

#### **B. Assets Side**

##### **1. Fixed Assets**

Gross Block

(Account Code - 4010000)

Less: Accumulated Depreciation

(Account Code - 3030000)

- Net Block

Capital Work-in-Progress

(Account Code - 4020000)

**Rs. 13,26,20,89,176.00**

Rs. 18,69,45,60,047.00

Rs. 5,94,82,76,694.00

Rs. 12,74,62,83,353.00

Rs. 51,58,09,830.00



- Total Fixed Assets Rs. 13,26,20,89,176.00

Refer to our detailed comments on Fixed Assets in the Annexure VI attached along with the report.

**2. Investments (Account Code – 4030000) Rs. 22,39,33,642.00**

2.1. Investments out of General funds Rs. 22,39,33,642.00

(Account Code – 4030500)

The above amount pertains to the investments of general funds and earmarked funds of the Corporation in FDR with banks which is not classified separately into two heads. i.e. Investment's out of General funds & Investment's out of Special funds. Further, accrued interest arising on fixed deposits is not considered due to which income on investments and accrued interest receivables is understated to that extent. Additionally, several fixed deposits (FDs) that have matured are recorded in a single ledger in Sr. No 23 below. The corporation is currently unable to trace the specific funds to which these matured FDs belong. This lack of clarity in fund allocation complicates the accurate representation of financial statements and may lead to potential mismanagement or misinterpretation of the corporation's financial status. Also, the balance in Sr. No. 23 FD Matured during the year is negative because of matured FD's parked under this ledger and no explanation or reconciliation has been provided for this discrepancy. Refer Annexure VII Observation & comments on Investments for detailed comments.

Detailed list of investments out of General funds & Special funds is as follows:

Sr. No.	Particulars	Amount in Rs.
1	Depreciation Fund	7,14,52,045.00
2	Development Fund	2,48,30,413.00
3	Dry Latrine Fund	20,95,667.00
4	Pension Fund	7,54,40,133.00
5	Road Fund	3,01,711.00
6	Salary Reserve Fund	26,68,970.00
7	Sinking Fund	1,22,29,098.00
8	Tree Fund	10,46,399.00
9	Trust Fund	3,14,615.00
10	Water Supply Fund	2,50,03,816.00
11	Alpasankhyak Fund	30,00,000.00
12	BRGF Fund	4,00,00,000.00
13	Dedargaon Fund	79,86,925.00
14	Deposit Fund	40,00,000.00
15	IDSMT Fund	2,00,00,000.00
16	Nagari Dalit Wasti	10,00,000.00
17	Nagarothan Fund	1,00,00,000.00
18	UID Fund	40,00,000.00
19	Octroi Fund	1,62,46,627.00
20	UIDSSMT	-3,91,81,173.00
21	14 <sup>th</sup> Vitta	16,01,90,000.00



22	Swach Bharat Abhiyan	3,50,00,000.00
23	FD Matured during the year	25,36,91,604.00
<b>Total</b>		<b>22,39,33,642.00</b>

### 3. Current Assets

**Rs. 39,71,67,023.00**

#### 3.1. Closing Stock

**Rs. 2,66,07,196.00**

(Account Code - 4040000)

This aforesaid amount relates to Opening balance of Inventories held by Corporation and its various departments appearing in balance sheet i.e, as on 1<sup>st</sup> April 2009. On examination of books of accounts, it was noticed in Income & Expenditure Account the balances of stores, stocks & consumables were not considered which may have material impact financial statements, moreover details with respect to opening & closing stock were not made available for verification. Stock items consist of following:

Sr. No.	Particulars	Amount Rs.
1	Electric Item Stock	2,16,64,475.00
2	Inventories - Electric Department	30,95,000.00
3	Medicine Stock - Municipal Fund Health Dept.	18,47,721.00
<b>Total</b>		<b>2,66,07,196.00</b>

#### 3.2. Sundry Debtors

**Rs. 37,05,59,827.00**

(Account Code - 4050000)

##### 3.2.1. Other Tax Receivables

**Rs. 13,15,20,468.00**

The provision of the bad & doubtful receivables against Advertisement taxes, water taxes, other taxes, etc. as prescribed by National Municipal Accounting Code is not made during the year. Since the year wise bifurcation in the respect of receivables of water taxes, other taxes etc., were not provided by the concerned department to us, it was not possible to quantify the amount of the provision that should have been made in the books of accounts as prescribed in the National Municipal Accounting Code. Accordingly, the Sundry Debtors of the Corporation are overstated to the tune of provision not made in the accounts. Further, certified detailed list by Corporation of the various receivables from the tax payers as on 31<sup>st</sup> March 2019 along with ageing was not made available for verification. However, the list provided as receivable balance as on 31.03.2019 does not match with books. Refer Annexure IX Observations and Comments on Books Receivable for our detail comments. List of receivables recorded in books of accounts is as follows:

Sr. No.	Particulars	Amount Rs.
1	Advertisement Tax Receivable	--
2	Cleaning Tax Receivable	66,03,024.00
3	Divabati Kar Receivable	28,69,016.00
4	Fire Tax Receivable	57,04,810.00
5	Jal Labh Tax Receivable	28,68,855.00

6	Malnitsaran Kar Receivable	28,38,503.00
7	Malpravah Suvidha Kar Receivable	2,10,51,914.00
8	Path Kar Receivable	28,46,467.00
9	Tree Tax Receivable	59,01,643.00
10	Vishesh Shikshan Kar Receivable	19,84,342.00
11	Water Tax Receivable	7,88,51,894.00
<b>Total</b>		<b>13,15,20,468.00</b>

### 3.2.2. Property Tax Receivables Rs. 23,90,39,359.00

(Account Code – 4050100)

Since the year wise bifurcation in the respect of receivables of property taxes were not provided by the concerned department to us, it was not possible to quantify the amount of the provision that should have been made in the books of accounts as prescribed in the National Municipal Accounting Code. Accordingly, the Sundry Debtors of the Corporation are overstated to the tune of provision not made in the accounts. Further, certified detailed list by Corporation of the various receivables from the tax payers as on 31<sup>st</sup> March 2019 along with ageing was not made available for verification. Additionally, Maharashtra Shikshan Kar Receivable, Motha Nivasi Kar Receivable and Rojgar Hami Kar Receivable have been classified under Property Tax Receivable instead of Other Tax Receivable.

### 4. Loans & Advances (Account Code – 4080000) Rs. 20,32,14,541.00

#### 4.1. Staff & Other Advances Rs. 3,36,91,917.00

This amount pertains to loan granted to employees working with corporation. However, we were not provided with Circulars, GR, detailed list of employees & outstanding balance as on 31<sup>st</sup> March 2019 despite of repeated reminder of requirements. Detailed list of various loan outstanding as on 31<sup>st</sup> March 2019 is as follows.

Sr. No.	Particulars	Amount Rs.
1	5 & 6 Pay Advance	13,47,973.00
2	Advance Payable	3,31,66,499
3	Ambedkar -Advance	-1,77,620.00
4	Dhanya Advance	-18,04,919.00
5	Diwali Advance	24,91,216.00
6	Eid Advance	-2,24,750.00
7	Ramjan Advance	-9,31,460.00
8	Rojandari Advance	-4,04,331.00
9	Staff Advance Other	-20,748.00
10	12th Padonniti Advance Receivable	2,50,057.00
<b>Total</b>		<b>3,36,91,917.00</b>

Of above table for Sr. No. 6, 7 & 8 i.e. Eid Advance, Ramjan Advance & Rojandari Advance reflects adverse balance this is due non feeding of opening



balance to its respective head instead it is clubbed and feeded to Sr, No. 2 Advance payable.

Of the above table for Sr.No. 3, 4 & 9 i.e. Ambedkar -Advance, Dhanya Advance & Staff Advance Other reflects negative balance due to excess recovery of advance for which no explanation or document is provided for verification.

4.2. Advance – Grant Rs. 12,76,07,611.00

This amount consists of advance paid to various contractors under various grant schemes. The amount so granted is recovered from contractors at regular payment intervals. However, detailed outstanding list as on 31<sup>st</sup> March 2019 were not provided for verification.

4.3. Advance – Jangananna Rs. 25,000.00

This amount consists of Census advance paid for which explanation were not provided. However, detailed outstanding list as on 31<sup>st</sup> March 2019 were not provided for verification.

4.4. Deposits held with MSEB Rs. 28,17,635.00

This amount consists of opening deposit amount receivable and amount paid to Maharashtra State Electricity Board (MSEB) for new connection in this financial year. However, balance confirmation certificate from MSEB as on 31<sup>st</sup> March 2019 is not provided for verification.

4.5. Deposits - Telephone Rs. -962.00

Amount of Rs. 3500.00 amount is paid for new telephone connection. However, in 2014-15 show a Telephone Deposit collection of Rs. 4,462.00, which appears to be an accounting error. There is no explanation or supporting documentation, including a balance confirmation certificate from the concerned telephone vendor as of 31<sup>st</sup> March 2019, available for verification.

4.6 Loan Repayment Rs. 3,68,67,326.00

This amount relates to re-payment of loan Corporation had availed from Open Market borrowing and a loan from LIC for which no document or balance certificate is made available for verification. Thus, this ledger has debit balance and is offsetting with Loans and Advances head. Refer to out detailed comment in point no. 2. Unsecured Loan, of Liabilities Side in Annexure – IV under Analysis of Balance Sheet.

4.7 Contractor Advance Rs. -4,50,000.00

This amount relates to advance payment given in FY 2014-15 to the contractor for the JAL KUMBH construction which was deducted from the final payment



due. However, this advance was supposed to be offset against the ledger balance where the advance was recorded. Since this offset was not performed, the ledger now shows a negative balance. Additionally, no explanation or documentation has been provided for verification.

4.7 TDS Receivable Rs. 43,014.00

This amount relates TDS Deducted while payment of FD Interest. However, no document such as 26AS or explanation is provided for verification to verify the accuracy of such amount.

4.8 Advance – Election Rs. 26,13,000.00

This amount consists of advance given for conducting election. There is no explanation or supporting documentation provided regarding such advances.

**5. Bank Accounts and Cash in Hand Rs. 1,38,34,13,640.00**  
(Account Code – 4100000)

The Cash in Hand Balances as on 31st March 2019 with the Corporation and its divisional offices was Rs. NIL. We have observed that in some bank accounts reconciliation is in process. However, some bank statements were not available for verification of the reconciliation statements. For detailed comment refer Annexure VIII Remarks on Bank, Bank Statements & Bank Reconciliations attached along with this report.





## Analysis of Income & Expenditure Statement

### A. Income

The counter foils or revenue receipts were not made available to us for verification. It was informed to us that the revenue/tax collector/officer directly deposits the amount collected with main cashier at the cash counter, who in turn deposit this amount directly to the bank account. A detailed statement containing outstanding age-wise demand and tax collected during the year was not provided to us by the concerned department duly certified by the concerned officer.

#### 1. Tax Revenue

**Rs. 40,93,98,597.00**

(Account Code - 1010000)

It pertains to the amount of various taxes like advertisement, local body tax, various other municipal taxes.

Sr. No.	Particulars	Amount (Rs)	Share in %
1	Advertisement tax	20,42,116.00	0.50%
2	Cleaning Tax	1,01,55,250.00	2.48%
3	Property Tax	27,59,06,129.00	67.39%
4	Local Body Tax (LBT)	26,18,448.00	0.64%
5	Education Tax	26,14,653.00	0.64%
6	Fire tax	71,72,131.00	1.75%
7	Malpravah Suvidha Tax	1,04,35,247.00	2.55%
8	Road Tax	35,95,838.00	0.88%
9	Street Ligh Tax	40,08,806.00	0.98%
10	Show Tax	71,39,493.00	1.74%
11	Tree Plantation Tax	250.00	0.00%
12	Water Benefit tax	36,83,046.00	0.90%
13	Water tax	8,00,27,190.00	19.55%
<b>Total of all Taxes</b>		<b>40,93,98,597.00</b>	

On verification of day books entries on sample basis, it was observed that merged entries were recorded on per-day basis as and when amount is collected either in cash or by cheque. In Sr. No. 12 Show Tax, accrual booking of income as on 31<sup>st</sup> March 2019 is not been recorded and no explanation provided for the same.

#### 2. Fees & User Charges

**Rs 9,89,90,314.00**

(Account Code - 1050000)

Following table shows the various Fees & User Charges earned by the Corporation during the year;

Sr. No.	Particulars	Amount (Rs)	Share in %
1	<b>Building Permission Charges</b>		
1.1	Hospital Permission Fees	39,000.00	0.04%
1.2	Construction Permission Fees	10,46,057.00	1.06%
1.3	Permission Charges others	2,16,200.00	0.22%
2	<b>User Charges</b>		

2.1	Labour Charges	72,85,586.00	7.36%
3	<b>Fees for Certificate or Extract</b>		
3.1	Copying Fees/Duplicate Certificate Fees	9,370.00	0.01%
3.2	Marriage Certificate Fees	2,25,572.00	0.23%
3.3	Birth / Death Certificate Fees	2,04,190.00	0.21%
4	<b>Fees Received</b>		
4.1	Application / Affidavit / Adipatra Fees/Abhiynata Fees	3,48,982.00	0.35%
4.2	Development Fees	4,90,73,055.00	49.57%
4.3	Fire Audit Fees	16,805.00	0.02%
4.4	Form Fees	19,56,159.00	1.98%
4.5	Health Centre Fees	25,60,800.00	2.59%
4.6	Lab Fees	16,410.00	0.02%
4.7	Market Fees	23,92,799.00	2.42%
4.8	Nursing Fees	22,650.00	0.02%
4.9	New Sence Bharna	14,200.00	0.01%
4.1	Other Fees - Mandap, Material Keeping	1,97,895.00	0.20%
4.11	Registration Fees	10,22,800.00	1.03%
4.12	Safety Tank Fees	4,15,212.00	0.42%
4.13	Slaughter Fees & Beef Stall	2,16,254.00	0.22%
4.14	Transfer Fees	24,38,801.00	2.46%
5	<b>Fines and Penalties</b>		
5.1	Fines and Penalties All	2,82,25,876.00	28.51%
5.2	Fines All	35,977.00	0.04%
6	<b>Licence and N.O.C Fees</b>		
6.1	NOC Fees	1,07,964.00	0.11%
6.2	Licence Fees others	1,39,465.00	0.14%
7	<b>Service/Administrative Charges</b>		
7.1	Rebate from Maharashtra Education Cess	6,86,327.00	0.69%
7.2	Rebate Rojgar Hami Kar	75,908.00	0.08%
<b>Total</b>		<b>9,89,90,314.00</b>	

In accordance with Chapter 11 (Rental, Fees & Other Income), section 11.6 of the National Municipal Accounts Manual, revenue for Notice Fee, Warrant Fee, and other fees should be recognized when the bills are issued. However, the corporation has been recognizing this revenue on a receipt basis instead. This practice has resulted in an understatement of revenue. Additionally, the corporation has not adhered to the accrual method of accounting for revenue and has instead recorded revenue on a receipt basis.





### 3. Income from Investments

Rs. 1,07,70,934.00

(Account Code - 1070000)

This amount consists of interest earned over the investments being deposits with the banks for the current year. It was also observed that accrued interest from Investments were not recorded on accrual basis.

### 4. Interest Earned (Account Code - 1080000)

Rs. 33,922.00

It pertains to the interest earned on various savings accounts under different schemes of the corporation, during the current financial year. Further, Interest earned on earmarked funds not classified to their concerned earmarked balances.

### 5. Other Income

Rs. 89,46,470.00

(Account Code - 1100000)

Other Income comprises majorly of Malnistaran, recoveries such as third-party audit recovery, Compensation received, etc. In Sr. No. 1 of below mentioned table consist Rs. 16.89 Lakhs of salary recovery which was supposed to be offset against Salary paid. Detailed list of Other Income is as follows:

Sr. No.	Particulars	Amount (Rs)	Share in %
1	Recoveries	18,07,465.00	20.20%
2	Other Income All	16,82,393.00	18.81%
3	Compensation	3,56,170.00	3.98%
4	Material Keeping Fees	15,27,170.00	17.07%
5	Malnistaran	35,73,272.00	39.94%
<b>Total</b>		<b>89,46,470.00</b>	

### 6. Rental Income

Rs. 1,18,84,943.00

Following table shows the various Rental Income from Municipal Properties earned by the Corporation during the year;

Sr. No.	Particulars	Amount (Rs)	Share in %
1	Plot Rent	5,105.00	0.04%
2	Rent From Building and Premises	1,18,30,059.00	99.54%
3	Rent From Vehicle	49,779.00	0.42%
<b>Total</b>		<b>1,18,84,943.00</b>	

Further, the details of the arrangements with various parties from whom the rental income is earned was not made available for verification along with their respective Rent Agreements, due to which we could not substantiate the amount of income not recognized based on the accrual concept.

### 7. Revenue Grants, Contributions & Subsidies

Rs. 49,18,06,395.00

This head should consist of revenue grants, subsidy amount received. On examination it came into our attention that various payments to contractors for

capital expenditure were issued from specific grant's bank account. In order to match grant's outstanding balance with grant's bank balance, journal entry was recorded by debiting grant account and booking income under this head. However, due to this income is overstated, instead it should have been recorded under the head of Utilized grants under Group Reserves.

Sr. No.	Particulars	Amount (Rs)	Share in %
1	14th Vitta	22,71,97,323.00	46.20%
2	Aamdar Nidhi	1,38,83,633.00	2.82%
3	Amrutmission Green Zone	86,70,610.00	1.76%
4	Alpyasankhayak Nidhi	56,53,154.00	1.15%
5	Dalit Vasti Sudharana	4,71,83,579.00	9.59%
6	IHSDP	1,40,56,592.00	2.86%
7	Member of Parliament	1,25,19,501.00	2.55%
8	Maharashtra Suvrnajayanti Nidhi	6,91,34,073.00	14.06%
9	Sujal Nirmal Abhiyan	40,05,759.00	0.81%
10	Navbaudh Gharkul Yojana	4,50,000.00	0.09%
11	Navin Haddvadh	49,49,855.00	1.01%
12	Swacha Maharashtra Abhiyan	8,41,02,316.00	17.10%
<b>Total</b>		<b>49,18,06,395.00</b>	

#### 8. Sale & Hire Charges

**Rs. 4,20,424.00**

The above amount includes amount earned from various publication, sale of scrap. Detailed list as follows:

Sr. No.	Particulars	Amount (Rs)	Share in %
1	Sale of Products	1,97,624.00	47.01%
2	Sale of stores & scrap	25,150.00	5.98%
3	Water Charges Received	1,97,650.00	47.01%
<b>Total</b>		<b>4,20,424.00</b>	

#### 9. All Assigned Revenues & Compensation

**Rs. Nil**

The above amount includes amount earned as compensation.

#### 10. Increase/(Decrease) in Inventory

**Rs. Nil**

(Account Code - 4040000)

It was not practically possible to physically verify the stock in hand. Kindly refer to our detailed comment as mentioned in point no. 3.3.1 of Analysis of Balance sheet.





## B. Expenditure

We have verified the expenditure under various heads which was recognized and entered in the books of account produced before us for verification. We have verified the entries in cash book on test check basis. However, considering the bulk quantum of entries and the weak internal control procedures, the discrepancies in the entries of cash book cannot be ruled out. Test checked vouchers revealed below mentioned discrepancy;

- Quotations and necessary documents are generally not annexed with vouchers.
- In absence of availability of guidelines, directives, acts and rules issued by Government of India/ State Government, it was not possible for us to verify the expenditures in accordance with such guidelines etc.
- We have verified the expenditure on test check basis and it was found that such expenditure was duly supported by financial and administrative sanctions accorded by competent authority except for some exceptions. However, in absence of information/ written document with respect to administrative and financial limits of the sanctioning authority, it was not possible for us to verify whether the expenditure incurred and sanctioned by authority were within their limits or not.
- We are unable to verify the details of capitalization of expenditure since there is not any proof available nor completion of work from respective department. Accounts department has capitalized the expenditure after final payment of measurement book. There is no cross-check mechanism exist to ensure the completion of project except payment of final bill. It is suggested that a proper internal control system should be framed to identify the fixed asset and its recognition in fixed asset register and books of account of the corporation.
- The provision of the bad & doubtful receivables against property tax, water taxes, other taxes, etc. as prescribed by National Municipal Accounting Code is not made during the year. Since the year-wise bifurcation in respect of receivables of property taxes, water taxes, other taxes, etc. were not provided by management to us as well as to the complier of the accounts. Accordingly, the profits of the Corporation are overstated to the tune of provisions not made in the accounts.

### 1. Administrative Expenses

**Rs. 32,05,17,965.00**

(Account Code - 2020000)

Following table shows the various administrative expenses incurred by the Corporation during the year;

Sr. No.	Particulars	Amount (Rs)	Share in %
1	Advertisement & Publicity All (Expenses)	19,03,520.00	0.59%
2	Books	1,760.00	0.00%
3	Electricity Charges Pumping Station	2,25,23,000.00	7.03%
4	Electricity Charges of Elec. Dept.	10,59,00,018.00	33.04%
5	Electricity Exps Rural	1,67,77,545.00	5.23%



6	Electricity for High School	40,48,572.00	1.26%
7	Electricity Charges All	5,89,88,809.00	18.40%
8	Vehical Insuance & Reg Fee	11,58,042.00	0.36%
9	Announcement Expenses	1,41,747.00	0.04%
10	Computer Charges	2,87,174.00	0.09%
11	Office Expenses Others	6,43,400.00	0.20%
12	Handicap Fund Exp	9,11,000.00	0.28%
13	Meeting Expenses	9,671.00	0.00%
14	AMC Charges	13,77,972.00	0.43%
15	Postage & Courier	10,000.00	0.00%
16	Tea & Refreshment	35,480.00	0.01%
17	Technical Approval Fees	30,78,463.00	0.96%
18	Video Shooting Expenses	2,95,000.00	0.09%
19	Printing	9,19,705.00	0.29%
20	Architect Fees	1,92,480.00	0.06%
21	Renewal Fees	300.00	0.00%
22	Supervision Charges	58,97,132.00	1.84%
23	Legal Fees	17,10,550.00	0.53%
24	Professional and Technical Fees	36,68,808.00	1.14%
25	Statutory Return Fees	40,000.00	0.01%
26	Audit Fees	46,19,775.00	1.44%
27	JCB Truck & Crane Rent	10,88,393.00	0.34%
28	Service Tax	1,07,44,919.00	3.35%
29	Rent - Ghankachra	4,68,37,037.00	14.61%
30	Vehical Rent Paid	27,66,232.00	0.86%
31	Water Charges - Others	1,57,44,437.00	4.91%
32	Telephone Charges All	8,87,534.00	0.28%
33	Telephone Charges - Internet Charges	83,054.00	0.03%
34	Telephone Chrgs. For High School	15,379.00	0.00%
35	Petrol & Diesel	65,44,026.00	2.04%
36	Travelling	2,17,031.00	0.07%
37	Charkul Anudan Exp	4,50,000.00	0.14%
<b>Total</b>		<b>32,05,17,965.00</b>	

On verification of administrative expenses, we have certain discrepancies some instances is as follows:

1. On verification of expenses, it was observed that prior period expenses Rs. 3.28 Lakhs in Sr. No. 1 Advertisement & Publicity All (Expenses) were recorded in current financial year.
2. On verification of expenses, it was observed that provision of electricity expenses for the month of March 2019 is not recorded in Sr. No. 4 Electricity Charges of Elec. Dept.
3. On verification of expenses, it was observed that prior period electricity expenses Rs. 8.87 Lakhs in Sr. No. 5 Electricity Exps Rural were recorded in current financial year. In addition, provision of electricity expenses for the month of March 2019 is not recorded.



4. On verification of expenses, it was observed that prior period electricity expenses Rs. 46.55 Lakhs in Sr. No. 7 Electricity Charges All were recorded in current financial year. In addition, provision of electricity expenses for the month of March 2019 is not recorded.
5. On verification of expenses, it was observed that prior period Statutory expenses of Rs. 0.30 Lakhs in Sr. No. 25 Statutory Return Fees were recorded in current financial year.
6. On verification of expenses, it was observed that prior period Rent expenses Rs. 27.21 Lakhs in Sr. No. 29 Rent - Ghankachra were recorded in current financial year. In addition, provision of rent expenses as on March 2019 is not recorded. Furthermore, there were no rent agreements provided for verification.

## 2. Establishment Expenses

**Rs. 78,28,91,182.00**

(Account Code - 2010000)

Following table shows the various establishment expenses incurred by the Corporation during the year for salaries, wages, allowances, other and terminal benefits of the employees;

Sr. No.	Particulars	Amount (Rs)	Share in %
1	Guest Allowances	52,791.00	0.01 %
2	Travelling Allowances	1,215.00	0.00%
3	Vehicle Allowances	12,73,800.00	0.16%
4	Uniform to Staff	12,92,320.00	0.17%
5	Contribution to Pension Fund	1,33,62,770.00	1.71 %
6	Regular Pension	23,15,49,892.00	29.58%
7	Salary All	51,98,21,140.00	66.40%
8	Contractor Staff Expenses	60,52,924.00	0.77%
9	Remuneration - Others	94,84,330.00	1.21 %
<b>Total</b>		<b>78,28,91,182.00</b>	

On verification of expenses, it was observed that prior period pension & salary expenses were recorded in current financial year. In addition, provision of salary & pension expenses for the month of March 2019 is not recorded. Some examples where prior-period salary expenses are recorded in current financial year is as follows:

Sr. No.	Particulars	Date	Voucher No.	Amount Rs.
1	Cleaning Staff - Gents	07-04-2018	11	71,53,530.00
2	Cleaning Staff - Ladies	07-04-2018	10	61,95,968.00
3	Water Supply Department	07-04-2018	20 & 21	11,55,291.00
4	Clinic (Health Department)	07-04-2018	26	19,09,816.00
5	Construction Department	07-04-2018	23	21,39,027.00
6	Octroi Department	07-04-2018	-	17,96,796.00
7	Vasuli Department	07-04-2018	16	15,08,958.00

### 3. Interest & Finance Charges

(Account Code - 2030000)

**Rs. 64,92,078.00**

#### 3.1.1. Bank charges & commission

Rs. 4,958.00

It includes the amount of bank charges for account operating.

#### 3.1.2 Interest Paid on PF

Rs. 64,87,120.00

It includes interest paid in late payment of PF. However, no documents, returns or challans were made available for verification.

### 4. Repairs & Maintenance of Fixed Assets

(Account Code - 2040000)

**Rs. 18,29,22,083.00**

Sr. No.	Particulars	Amount Rs.	Share in %
1	Buildings& Premises Repairs All	49,00,770.00	2.68%
2	Compound Wall(Repairs)	6,00,319.00	0.33%
3	Hospitals Buildings (Repairs)	2,42,755.00	0.13%
4	Chowk Beautification	3,40,233.00	0.19%
5	Samaj Mandir Repairs	73,86,122.00	4.04%
6	School Building Repairs	16,33,216.00	0.89%
7	Toilets (Repairs & Maintenance)	48,66,000.00	2.66%
8	Public Toilets	1,96,93,828.00	10.77%
9	Statue Installations/ Repairs	15,85,432.00	0.87%
10	Crimination Repairs All	6,29,195.00	0.34%
11	Garden All (Repairs)	20,67,720.00	1.13%
12	Trees Plantation Expenses	22,040.00	0.01%
13	Nallas & Gutter Other (Repairs)	23,53,396.00	1.29%
14	Plant & Machinery All (Repairs)	1,59,600.00	0.09%
15	Street Lighting(Repairs)	5,60,35,225.00	30.63%
16	Road & Foot Paths Repairs	4,11,26,555.00	22.48%
17	Drainage Lines(RCC Gutters) (Repairs)	2,56,558.00	0.14%
18	Vehicle Other (Repairs)	9,76,970.00	0.53%
19	Borewell (Repairs)	1,28,910.00	0.07%
20	Maintenance of Pumping Filtration Plant	96,40,947.00	5.27%
21	Water Tank (Repairs)	7,01,348.00	0.38%
22	Waterways & Pipelines (Repairs)	90,33,292.00	4.94%
23	Gharkul Construction	1,85,41,652.00	10.14%
<b>Total</b>		<b>18,29,22,083.00</b>	

On verification of expenses, we have certain discrepancies some instances is as follows:

1. Of the above table Sr. No. 1 Buildings& Premises Repairs All consist of payments to Amit Gopal Shimpi of Rs. 1.43 Lakhs which should be classified under Sr. No. 8 Public Toilets





2. On verification of expenses, it was observed that prior period expenses of Rs. 36.20 Lakhs in Sr. No. 8 Public Toilets were recorded in current financial year
3. On verification of expenses, it was observed that prior period Repairs expenses of Rs. 6.20 Lakhs in Sr. No. 15 Street Lighting(Repairs)were recorded in current financial year.
4. It includes various expenses incurred for the maintenance of fixed assets. On verification on sample basis, it was observed that certain capital expenditure is treated as revenue expenditure some of such instances are depicted below:

Sr. No.	Particulars	Date	Voucher No.	Amount Rs.
1	Street Light repairs	25-04-2018	5	20,85,804.00
2	Street Light repairs	25-04-2018	4	21,86,357.00
3	Street Light repairs	26-04-2018	3	34,58,613.00
4	Street Light repairs	19-06-2018	7	27,08,459.00

**5. Revenue Grants, Contributions & subsidies Rs. 15,21,474.00**

(Account Code – 2070000)

It includes the contributions given to primary school board, grants to for toilet construction, scholarship for students and funds distributed from the General Funds.

**6. Reserves Fund & Miscellaneous Expenses Rs. 10,05,66,520.00**

(Account Code – 2090000)

It includes various miscellaneous expenses incurred during year such as payment of labour charges and other miscellaneous expenses. Additionally, amount if Rs. 100.00 lakhs is paid and no explanation and documents provided for verification.

**7. Purchase of Operations & Program Implementation Rs. 5,32,04,759.00**

(Account Code – 2050000)

Following table shows the various purchases/expenses incurred for operations & program implementation during year;

Sr. No.	Particulars	Amount (Rs)	Share in %
1	Cleaning Charges	91,980.00	0.17%
2	Election Expenses	2,12,81,143.00	40.00%
3	Expenses for Animal Control & Food	62,475.00	0.12%
4	Purchase Others (Alum etc)	1,91,08,226.00	35.91%
5	Purchase (Chemicals & Powder)	42,39,053.00	7.97%
6	Purchase (Chlorine Gas Turner)	6,08,400.00	1.14%
7	Purchase (Medicine & Surgical)	41,06,415.00	7.72%
8	Purchase (Rop)	2,35,500.00	0.44%
9	Purchase (Instruments)	11,85,494.00	2.23%
10	Registration Charges	2,89,037.00	0.54%
11	Function & Visitor Expenses	13,01,033.00	2.45%
12	Enchroachment Expenses	1,70,088.00	0.32%

13	Board & Hoarding Exp	10,838.00	0.02%
14	Census Expenses	8,515.00	0.02%
15	Swach Sarvekshan Expenses	4,69,062.00	0.88%
16	Court Fees (Dave & Khatle)	37,500.00	0.07%
<b>Total</b>		<b>5,32,04,759.00</b>	

On verification of expenses, we have certain discrepancies some instances is as follows:

1. Of the above table Sr. No. 2 Election Expenses consist of payments Rs. 4.63 Lakhs for stationery expenses which should be classified under Administrative expenses – Printing and stationery expenses.
2. Of above table Sr. No. 4 Purchase Others (Alum etc), it was observed that prior period expenses Rs. 31.50 Lakhs were recorded in current financial year.
3. Of above table Sr. No. 6 Purchase (Chlorine Gas Turner), it was observed that prior period expenses Rs. 1.87 Lakhs were recorded in current financial year.
4. Of above table Sr. No. 7 Purchase (Medicine & Surgical), it was observed that prior period expenses Rs. 10.48 Lakhs were recorded in current financial year

**8. Depreciation**

**Rs. 68,84,10,043.00**

(Account Code – 2060000)

Refer to our detailed comments on Fixed Assets in the Annexure VI attached along with the report.

**C. Excess of Income over Expenditure**

**Rs. -1,10,42,74,105.00**

It is net balance being deficit carried over to Municipal funds





## Notes to Accounts for the Financial Year 2018-19

Notes forming part of the Audit Report;

As per the policies laid down by the Central/State Government decisions to bring every Urban Local Bodies (ULB) under Accrual Based Double Entry Reporting Method, Dhule Municipal Corporation have implemented our policy of shifting accounting system single entry to accrual based double entry method. The purpose of bringing double entry method of accounting is to recognize income and Expenditure as per Generally Accepted Accounting Policies as per National Municipal Accounting Manual (NMAM) guidelines.

As per the C&AG guidelines issued to all municipal corporations, the reports prepared under accrual-based level entry report should be audited by independent auditors.

### Significant Accounting policies

The Significant Accounting Policies and Principles adopted for compiling Balance Sheet, Income and Expenditure & Cash Flow Statement of Dhule Municipal Corporation as on 31<sup>st</sup> March 2019 covers the following:

#### 1. Income –

1.1. Following are accounted on receipt basis and accounts receivables & corresponding income are shown as per Corporation certified statements (when amount is realized)

1.1.1. Property and Other Related Taxes including Surcharge.

1.1.2. Water Tax.

1.1.3. Rent form Municipal Properties.

1.1.4. Water Supply Charges, Meter Rent, Sewerage charges, and Disposal charges

1.1.5. Advertisement Tax

1.1.6. Notice Fee, Warrant Fee, Other Fees

1.1.7. Other income, in respect of which demand is ascertainable

1.2. Following are accounted on cash basis (when recovery made)

1.2.1. Connection Charges for Water Supply, Water Tanker Charges, and Road Damage recovery Charges, Penalties.

1.2.2. One time Trade License Fees, Property Transfer Charges

1.2.3. Other Incomes, which are of an uncertain nature or for which the amount is not ascertainable or where demand is not raised in regular course of operations.

1.2.4. Permission Fees, Permit Fees, Fees for Issuing Certificates, etc., Building Construction Regularization Fees, Penalties and Fine



1.2.5. Collection charges or shares in collection made by ULB or any other agency on behalf of State Government.

1.2.6. Revenue Grants, Contribution and Subsidies.

1.2.7. Interest element and penalties on taxes and services provided

1.2.8. Revenue in respect of rent and/or hire charges in respect of ambulance, hearse, suction unit, vehicle, road roller, sale of waste and scrap.

1.3. Revenue in respect of advertisement fee shall be accrued based on terms of lease/ rent agreement.

2. Common Accounting Principles Concerning Income Accounting –

2.1. Refunds, remissions of taxes for previous years are recorded in the current year, are adjusted against the income.

2.2. Write-off of taxes and/or Other Income is adjusted against the provisions made and to that extent recoverable gets reduced.

2.3. Demands raised with retrospective effect are treated as to the extent it pertains to earlier years.

2.4. Any additional provision for demand outstanding required to be made during the year is recognized as expenditure and any excess provision written back during the year is recognized as income.

2.5. Refunds, remissions of all kind of incomes for the current year is adjusted against the income even if pertain to previous year.

2.6. In case collection of any income is under litigation, the same is not accrued and no disclosure is made in the Notes of Accounts.

2.7. The EMD (Earnest Money Deposit) and SD (Security Deposit) is recognized as income when the right for claiming refund of deposit has expired and it is forfeited.

3. Provisions for Arrears of income –

As per the para 3.6 in chapter 3 of the National Municipal Accounting Manual, in respect of the demand outstanding beyond 2 years, provision shall be made to the extent of income of the ULB in the demand, based on the following provisioning norms:

- Outstanding for more than 2 years but not exceeding 3 years: 25%
- Outstanding for more than 3 years but not exceeding 4 years: 50% (additional 25%)
- Outstanding for more than 4 years but not exceeding 5 years: 75% (additional 25%)
- Outstanding for more than 5 years: 100% (additional 25%)

The provisions for arrears should have been made on the basis of certified dues details, kept by the Revenue Department. Since, no age wise break up of dues was provided by the Revenue Department, no age wise provision has been made as prescribed in the NMAM.



#### 4. Assigned Revenues –

All 'Assigned Revenues' like compensation in lieu of octroi, state finance commission, stamp duty, surcharge on transfer of immovable properties, is accounted during the year on actual receipt basis. However, at year-end, if the sanction orders for release of funds were issued and funds actually remitted, such amount has been accrued as income for the year by debit to the Assigned Revenue Receivable

#### 5. Grants –

##### 5.1. Revenue Grant

5.1.1. General purpose Grants of a revenue nature are recognized on cash basis.

5.1.2. Grants received in respect of specific revenue expenditure are recognized as income in the accounting year in which the corresponding revenue expenditure is charged to the Income and Expenditure Account.

##### 5.2. Capital Grant

5.2.1. Grants received towards capital expenditure are accounted on actual receipt basis. The amount is initially credited to a Capital Grant head under 'Liabilities' and on acquisition / construction of the asset the value of the amount so spent is debited to the liability head by corresponding credit to Grant against Fixed Asset'.

5.2.2. Capital Grants received as a nodal agency or as implementing agency for an intended purpose, which does not, result in creation of assets with ownership rights for the Corporation are treated as a liability till such time it is used for the intended purpose, up on utilization for the intended purpose, the extent of liability is reduced with the value of such utilization. *Grants in the form of non – monetary assets (such as fixed assets given at a concession rate is accounted for on the basis of the acquisition cost. In case a non-monetary asset is recovered free of cost, it is recorded at a nominal value (Rupee one).*

5.2.3. Income on investments made from 'Specific Grants received in advance' is recognized and credited to the Specific Grant, whenever accrued. Profit/loss, if any, arising on disposal of investment made from the 'Specific Grant received in advance' recognized and credited / debited to the Specific Grant

#### 6. Fixed Assets –

6.1. Fixed Assets are carried at cost less accumulated depreciation. The cost of fixed assets includes cost incurred / money spent in acquiring or installing or constructing fixed asset, interest on borrowings directly attributable to

acquisition or construction of qualifying fixed assets up to the date of commissioning of the assets and other incidental and indirect expenses incurred up to that month.

6.2. Any addition to or improvement to the fixed asset that results in increasing the utility or useful life of the asset is capitalized and included in the cost of fixed asset.

6.3. Any Fixed Asset, which has been acquired free of cost or in respect of which no payment has been made, is accounted for a nominal value Rs. 1/-.

6.4. Valuation of land is made as under:

6.4.1. Land acquired through purchase is recorded on the basis of aggregate of purchase price paid / payable and other costs incidental to acquisition.

6.4.2. Lands that are acquired free of cost from the government or provided by individuals or institutions under endowment for specific purposes are accounted for at Rs. 1/-. Where the ownership of the lands has not been transferred in favor of Corporation, but the land is in the permissive possession of the Corporation, such lands is included in the Register of land with Rs. 1/- as its value.

6.4.3. Cost of land improvements such as levelling, filling or any other development activity is capitalized as a part of the cost of land.

6.4.4. Land pertaining to parks and playgrounds including the cost of development of land and other amenities in parks and playgrounds taken under 'parks and play-grounds'.

6.5. Statues and valuable works of art are valued at the original cost. In case, the original cost is not available or the items have been gifted to the corporation, the value is taken at Rs. 1/-.

## 7. Capital Work in Progress –

7.1. Assets in the nature of civil works and equipment / machinery, requiring erection / installation, is accounted for as 'Capital Work – In Progress account'. Upon completion of the civil works and installation of machinery the value is transferred to the respective asset account under fixed asset.

7.2. The value of each work in progress includes the direct cost on material, labour, stores and advances to suppliers for material and others. Where an asset is created with borrowed funds the interest paid / accrued as on the day of the valuation is added to the total value of the work in progress.

## 8. Depreciation –





8.1. Depreciation is provided at Straight Line Method at the rates prescribed by Maharashtra Municipal Code.

8.2. Depreciation is provided at full rates for assets, which are purchased / constructed before October 1 of an Accounting Year and at half the rates which are purchased / constructed on or after October 1 of an Accounting Year.

8.3. Depreciation is provided at full rates for assets, which are disposed or after October 1 of an Accounting Year. Depreciation is provided at half the rates for assets, which are disposed before October 1 of an Accounting Year.

8.4. Depreciation on assets on which government grant has been received, calculated on the gross value of fixed asset i.e. without deducting the grant amount from asset value. The grant so received is charged to the income and expenditure statement in the same proportion as the depreciation charged on such assets.

#### 9. Investments –

9.1. Investment is recognized at cost. It includes cost incurred in acquiring investment and other incidental expenses incurred for its acquisition.

9.2. All long-term investments are carried / stated at their cost.

9.3. Short term investments are carried at their cost current market value (if quoted) whichever is lower.

9.4. The interest accrued amount on investment is taken as interest less TDS as some banks has deducted their TDS for which no credit is availed by them.

9.5. Income in investments made from Special Fund and Grants under specific Scheme is recognized and credited to Special Fund and Grants under specific Scheme respectively, whenever accrued. Profit / loss, if any, arising on disposal of investments (net of selling expense such as commission, brokerage, etc.) made from the Special Fund and Grants under specific Scheme is recognized and credited / debited to Special Fund and Grants under specific Scheme Account respectively.

#### 10. Stores –

This covers the stores items procured by the Corporation. The cost of inventories includes purchase price including expenditure incurred to bring the inventories to its present location and condition i.e., freight inward, duties and taxes, etc. the same are valued by applying FIFO method. However, during the year there were

no additions and consumption in stores and stock. For details refer our comments in Point no 3.3.1 of Annexure IV Analysis of Balance Sheet.

**11. Other Expenditure -**

**11.1. Employees Related Expenditures:**

- 11.1.1. Expenses on Salaries (for regular and daily wages staff) and other allowances are recognized as and when they are due for payment.
- 11.1.2. Statutory deductions from salaries including those for income tax, profession tax, provident fund contribution, are recognized as liability in the period in which the corresponding salary is recognized
- 11.1.3. Leave encashment / pension are recognized as and when they are due for payment.
- 11.1.4. Interest receivable on loans given to employees should have been recognized as revenue at the end of the period in which these have accrued. Penal interest leviable on default in repayment of principal or payment towards interest shall be recognized on accrual basis. However, the Corporation has not recognized any such income in current year.
- 11.1.5. Bonus, Ex-gratia, overtime allowance, other allowances and reimbursements to the employees are recognized as and when they are due for payment.
- 11.1.6. Contribution due towards pension and other retirement benefit funds is recognized as an expense and a liability.

**11.2. Other Revenue Expenditures:**

- 11.2.1. Other Revenue expenditures are treated as expenditures in the period in which they are incurred.
- 11.2.2. Provision is made at the year-end for all bills received up to a cutoff date.
- 11.2.3. Any expenditure for which the payment has been made in the current period but the benefit and / or service is likely to arise in a future period is treated as expenditure for the period in which its benefit arises and / or services are received i.e., amount paid in advance (say for insurance) is treated as prepaid and shown as current assets in the Balance Sheet.

**12. Borrowings -**

- 12.1. Interest expenditure on loan is recognized on accrual basis subject to comments in Point No. 2.2.1 in Annexure IV Analysis of Balance Sheet.
- 12.2. Interest on borrowings directly attributable to acquisition or construction of qualifying fixed assets up to the date of commissioning of the assets is capitalized.

**13. Special Funds -**

- 13.1. Special Funds are treated as a liability on their creation.





13.2. Any expenditure of a revenue nature, which is incurred specifically on scheme / project, for which a Special Fund has been created, is charged to that Special Fund.


13.3. On completion of the construction of a fixed asset and / or on acquisition of a fixed asset out of a Special Fund, the amount equivalent to the cost of such fixed asset is transferred from the respective Special Fund to the Income Account. Amount proportionate to depreciation of the asset is not credited to the above account every year. For details refer our comments in Annexure V Observation & Comments on Grants & Earmarked Funds.



## Dhule Municipal Corporation

### Income and Expenditure Statement for the period from 01.4.2018 to 31.3.2019

Description of Items	Schedule No.	Current Year		Previous Year	
		Amount (Rs.)	Amount (Rs.)	Amount (Rs.)	Amount (Rs.)
<b>INCOME</b>					
Tax Revenue	I-1	40,93,98,597.00		29,78,00,884.00	
Fees, User Charges and Fines	I-2	9,89,90,314.00		8,93,07,827.00	
Income from Investments	I-3	1,07,70,934.00		36,96,318.00	
Interest Earned	I-4	33,922.00		26,71,217.00	
Other Income	I-5	89,46,470.00		95,05,039.00	
Rental Income from Municipal Properties	I-6	1,18,84,943.00		94,38,379.00	
Revenue Grants, Contributions & Subsidies	I-7	49,18,06,395.00		27,74,71,265.00	
Sale & Hire Charges	I-8	4,20,424.00		37,762.00	
Assigned Revenues & Compensation	I-9	-		-	
Increase/ (Decrease) in Inventory	O		1,03,22,51,999.00		68,99,28,691.00
<b>EXPENDITURE</b>					
Administrative Expenses	I-10	32,05,17,965.00		27,00,42,537.00	
Establishment Expenses	I-11	78,28,91,182.00		79,95,86,486.00	
Interest & Finance Expenses	I-12	64,92,078.00		1,582.00	
Operations and Programme Implementation	I-13	5,32,04,759.00		3,73,10,074.00	
Repair and Maintenance	I-14	18,29,22,083.00		19,49,23,329.00	
Reserve Fund & Misc. Expenses	I-15	10,05,66,520.00		8,70,536.00	
Revenue Grants, Contributions & subsidies	I-16	15,21,474.00		14,13,000.00	
School Building Temporary Construction		-		-	
Shed Temporary Construction		-		-	
Provision for Doubtful Receivable		-		-	
Miscellaneous Expenses					
Depreciation	J	68,84,10,043.00	2,13,65,26,104.00	66,06,96,294.00	1,96,48,43,838.00





Gross surplus/ (deficit) of income over expenditure before Prior Period Items					
Less : Prior period Items (Net)	I-17				
Gross surplus/ (deficit) of income over expenditure after Prior Period Items				-1,10,42,74,105.00	-1,27,49,15,147.00
Less: Transfer to Reserve Funds				-	-
Net balance being surplus/ deficit carried over to Municipal Fund				-1,10,42,74,105.00	-1,27,49,15,147.00

Subject to our qualified audit report on even date

Auditor

KPN & Co,

Chartered Accountants

CA. Rishabh Narendra Chordiya

M. No. 621807

Partner

Date:

UDIN:

Accounts Complier

Chartered Accountants

For Dhule Municipal Corporation, Dhule

Commissioner

For Dhule Municipal Corporation, Dhule

Chief Accounts & Finance Officer



**Shedules to Income & Expenditure A/c for F.Y 2018-19**

**Schedule I-I: All Tax Revenue**

Particulars	Amount (Rs) 31.03.19	Amount (Rs) 31.03.19	Amount (Rs) 31.03.18	Amount (Rs) 31.03.18
Advertisement tax	20,42,116.00	20,42,116.00	12,15,289.00	12,15,289.00
Cleaning Tax	1,01,55,250.00	1,01,55,250.00	55,22,123.00	55,22,123.00
Property Tax	27,59,06,129.00	27,59,06,129.00	19,09,58,745.00	19,09,58,745.00
<u>Local Body Tax</u>				
Local Body Tax (LBT)	26,18,448.00		1,34,09,692.00	
Local Body Tax (LBT) Income				
Local Body Tax (Registration fee)		26,18,448.00		1,34,09,692.00
<u>Octroi</u>				
LBT				
Escort Fees				
Octroi All				
Octroi Others				
Transit Fee				
<u>Performance and Show receipts</u>				
Drama Fee				
Performance and Show receipts all				
<u>Voluntary Municipal Taxes</u>				
Dogs Tax				
Drainage Service Fee -				
Drainage Tax	26,14,653.00		16,37,001.00	
Education Tax	71,72,131.00		50,33,599.00	
Fire tax	1,04,35,247.00		73,05,821.00	
Malpravah Sividha Tax				
General Tax	35,95,838.00		25,10,791.00	
Road Tax	40,08,806.00		30,98,096.00	
Street Ligth Tax			84,065.00	
Show Tax				
Taxes on special cleaning Charges				







<i>MTS Control</i>				
<i>Tree Plantation Tax</i>				
<i>Waste management service charges</i>				
<i>Service tax Paid</i>				
<i>Land Tax</i>				
<i>Employment Gaurantee Tax</i>				
<i>Water Tax</i>				
<i>Water Benefit tax</i>				
<i>Water tax</i>				
<b>Total</b>				

**Schedule I-2 : Fees ,User Charges & Fine**

Particulars	Amount (Rs) 31.03.19	Amount (Rs) 31.03.19	Amount (Rs) 31.03.18	Amount (Rs) 31.03.18
<u>Building Permission Charges</u>				
<i>Hospital Permission Fees</i>	39,000.00		39,000.00	
<i>Construction Permission Fees</i>	10,46,057.00		11,99,373.00	
<i>Permission Charges others</i>	2,16,200.00		4,00,000.00	
<u>Charges for temporary use of property</u>				
<i>Enchroachment Fees</i>				
<i>Charges fo use of VEHICLE facility</i>				
<i>Telephone charges from Contractor</i>				
<u>Entry Fees</u>				
<i>Dancing Car</i>				
<i>Garden</i>				
<i>School</i>				
<i>Railway Fees - Garden</i>				
<u>Fees for Certificate or Extract</u>				
<i>Copying Fees/Duplicate Certificate Fees</i>				
<i>Marriage Certificate Fees</i>				



Birth / Death Certificate Fees	2,04,190.00	4,39,132.00	13,545.00	9,07,255.00
Women Business Education Fee				
<b>Fees Received</b>				
<i>Application / Affidavit / Adipatra Fees/Abhiynata Fees</i>				
Development Fees	3,48,982.00		4,412.00	
Election Fee	4,90,73,055.00		4,52,96,174.00	
Exhibition Fees				
Flag Fees	-		4,750.00	
Fire Audit Fees	16,805.00		39,795.00	
Form Fees	19,56,159.00		20,07,944.00	
Health Centre Fees	25,60,800.00		15,78,519.00	
Lab Fees	16,410.00		13,460.00	
Market Fees	23,92,799.00		28,87,410.00	
Mobile Tower Fees				
Bank Guarantee Fee	-		1,68,740.00	
Notice Fees				
Nursing Fees	22,650.00			
New Sence Bharna	14,200.00		40,100.00	
Other Fees - Mandap, Material Keeping	1,97,895.00		23,395.00	
Registration Fees	10,22,800.00		46,500.00	
Renewal Fees			19,99,500.00	
Safety Tank Fees	4,15,212.00		2,33,325.00	
Scrutiny Fees				
Slaughter Fees & Beef Stall			51,342.00	
Transfer Fees	2,16,254.00		26,36,475.00	
Warrant Fees	24,38,801.00			
Wastage Food		6,06,92,822.00		5,70,31,841.00





<u>Fines and Penalties</u>				
<i>Fines and Penalties All</i>				
<i>Employment Guarantee Cess Reco. (Notice Fee)</i>				
<i>Recovery of Audit</i>				
<i>Recovery of Star Rate</i>				
<i>Residential Tax Notice Fee</i>				
<i>Fines All</i>	2,82,25,876.00		2,18,14,483.00	
<i>Fine Recovered from Uncleaners</i>	35,977.00	2,82,61,853.00	51,059.00	2,18,65,542.00
<u>Licence and N.O.C Fees</u>				
<i>NOC Fees</i>				
<i>Drainage Connection Charges</i>	1,07,964.00		69,731.00	
<i>Food Licence Fees</i>				
<i>Licence Fees others</i>	1,39,465.00		1,10,280.00	
<i>Professional Tax License Fees</i>				
<i>Plumbing Licence Fees</i>				
<i>Water Connection Fees</i>		2,47,429.00		1,80,011.00
<u>Regularisation Fees</u>				
<i>Enchroachment Removal Fees</i>		-		-
<u>Service/Administrative Charges</u>				
<i>Rebate from Maharashtra Education Cess</i>				
<i>Rebate Rojgar Hami Kar</i>	6,86,327.00		7,79,367.00	
	75,908.00		96,779.00	
		7,62,235.00		8,76,146.00
<u>User Charges</u>				
<i>Road Damage Charges and fees</i>				
<i>Labour Charges</i>				
<i>Water Supply ( Without Meter)</i>				
<i>Water Supply Charges (Meter)</i>				
<i>BOT Charges</i>				
<i>Inquiry Charges</i>				
<i>Water Tanker Charges</i>	72,85,586.00	72,85,586.00	68,08,659.00	68,08,659.00



<i>Testing Charges</i>					
<b>Total</b>				<b>9,89,90,314.00</b>	<b>8,93,07,827.00</b>

**Schedule I-3 : Income from Investments**


Particulars	Amount (Rs) 31.03.19	Amount (Rs) 31.03.18
Income From Investment All	1,07,70,934.00	36,96,318.00
<b>Total (Rs.)</b>	<b>1,07,70,934.00</b>	<b>36,96,318.00</b>

**Schedule I-4: Interest Earned**

	Amount (Rs) 31.03.19	Amount (Rs) 31.03.18
Interest from Bank Accounts	17,773.00	26,01,001.00
Interest from others - LBT	16,149.00	70,216.00
Interest on loans and Advances to Employees/Contractors		
<b>Total (Rs.)</b>	<b>33,922.00</b>	<b>26,71,217.00</b>

**Schedule I-5: Other Income**

Particulars	Amount (Rs) 31.03.19	Amount (Rs) 31.03.18
Recoveries	18,07,465.00	1,94,089.00
Other Income All	16,82,393.00	5,20,910.00
Compensation	3,56,170.00	46,22,797.00
BOT Charges		
Material Keeping Fees	15,27,170.00	16,59,511.00
Hospital Renovation		
Income Tax Refund		
Pargaman Shulk		
Malnistran	35,73,272.00	25,07,732.00
<b>Total (Rs.)</b>	<b>89,46,470.00</b>	<b>95,05,039.00</b>






**Schedule I-6: Rental Income**

Particulars	Amount (Rs) 31.03.19	Amount (Rs) 31.03.18
Plot Rent	5,105.00	26,724.00
Performance & show		
Rent From Building and Premises	1,18,30,059.00	93,09,528.00
Rent From Vehicle	49,779.00	1,02,127.00
<b>Total (Rs.)</b>	<b>1,18,84,943.00</b>	<b>94,38,379.00</b>

**Schedule I-7: Revenue Grants, Contributions & Subsidies**

Particulars	Amount (Rs) 31.03.19	Amount (Rs) 31.03.18
<u>Revenue Grants</u>		
12th Vitta	22,71,97,323.00	6,73,71,641.00
13th Vitta	1,38,83,633.00	56,41,097.00
14th Vitta	86,70,610.00	
Aamdar Nidhi	56,53,154.00	42,60,631.00
Anrutmission Green Zone		
Alpyasankhayak Nidhi		
Magas Kshetra Amudan Nidhi		
Dalit Vasti Sudharana	4,71,83,579.00	4,87,95,423.00
IHSDP	1,40,56,592.00	3,01,93,362.00
Kami kharcha - Swachtha Abhuyan		
Member of Parliament	1,25,19,501.00	64,87,796.00
Maharashtra Suvmajayanti Nidhi	6,91,34,073.00	5,64,02,105.00
Nagotahan Abhiyan Nidhi		
Nagorathan State Grant		2,20,45,575.00
Nagari Mulbhut Suvidha		
Sujal Nirmal Abhiyan	40,05,759.00	42,21,854.00
Navbaudh Ghar-kul Yojana	4,50,000.00	
Navin Haddvadh	49,49,855.00	
Navinya Purna Yojana		9,97,781.00



<i>UIDSSMT Pani Puravtha Grant</i>			
<i>Swacha Maharashtra Abhiyan</i>			
<i>Swach Sarvekshan Expenses</i>		8,41,02,316.00	
<i>Sankhikhi Anudan</i>			3,10,54,000.00
<b>Total (Rs.)</b>		<b>49,18,06,395.00</b>	<b>27,74,71,265.00</b>

**Schedule I-8 : Sale & Hire Charges**


Particulars	Amount (Rs) 31.03.19	Amount (Rs) 31.03.18
Higher Charges on Equipments		
Sale of Forms & Publications, etc.		
Sale of Products	1,97,624.00	
Sale of stores & scrap	25,150.00	26,000.00
Water Charges Received	1,97,650.00	11,762.00
Employment Fees		
<b>Total (Rs.)</b>	<b>4,20,424.00</b>	<b>37,762.00</b>

**Schedule I-9 : All Assigned Revenues & Compensation**

Particulars	Amount (Rs) 31.03.19	Amount (Rs) 31.03.18
Taxes and Duties collected by Government	-	-
Cess Pool	-	-
Compensation		
<b>Total (Rs.)</b>	<b>-</b>	<b>-</b>


**Schedule I-10: Administrative Expenses**

Particulars	Amount (Rs) 31.03.19	Amount (Rs) 31.03.18	Amount (Rs) 31.03.18
<i>Advertisement and Publicity</i>			
<i>Advertisement &amp; Publicity All (Expenses)</i>			
<i>General Advertisement</i>			
<i>Publicity of Scheme</i>			
<i>Hospitality Expenses</i>			
<i>Mayor's Annual Sports</i>			
<i>Organisation of Festivals</i>			
<i>Books &amp; Periodicals</i>			
	<b>19,03,520.00</b>	<b>19,03,520.00</b>	<b>37,03,112.00</b>






<i>Books</i>	1,760.00		1,760.00	57,607.00	61,430.00
<i>News Papers</i>				3,823.00	
Communication expenses					
Accounting expenses					3,24,000.00
<u>Electricity Charges</u>					
<i>Electricity Charges Pumping Station</i>	2,25,23,000.00				
<i>Electricity Charges Fire Dept.</i>					
<i>Electricity Charges Hospitals</i>					
<i>Electricity Charges Octroi Naka</i>					
<i>Electricity Charges of Elec. Dept.</i>	10,59,00,018.00			11,94,57,417.00	
<i>Electricity Charges Vividhkar</i>					
<i>Electricity Charges (WC)</i>					
<i>Electricity Compost Project</i>					
<i>Electricity Exps Rural</i>	1,67,77,545.00			8,24,392.00	
<i>Electricity for Drainage Deppt.</i>					
<i>Electricity for High School</i>	40,48,572.00			14,350.00	
<i>Electricity For Public Festival</i>					
<i>Electricity Motor Vehicle</i>					
<i>Electricity P.W.D. Office</i>					
<i>Electricity Swimming Pool</i>					
<i>Electricity for Health Training Centre</i>					
<i>Electricity Theaters &amp; Halls</i>					
<i>Electricity Charges All</i>	5,89,88,809.00		20,82,37,944.00	4,34,84,776.00	16,37,80,935.00
<i>Energy Savings Repayment</i>					
<u>Fees Paid</u>					
<i>City Survey Fee / (Measurement Fees)</i>					
<i>Fees All</i>					
<i>Licence Fees paid</i>					
<i>Measurement Fees</i>					
<u>Insurance</u>					
<i>Compost Project Insurance</i>					
<i>Insurance of Property</i>					
<i>Insurance All</i>					



<i>Insurance of Property</i>			
<i>Vehicle Insurance &amp; Reg Fee</i>			
<i>Drama Theaters(Insurance)</i>			
	<b>11,58,042.00</b>	<b>11,58,042.00</b>	<b>6,27,691.00</b>
<b>Office Expenses</b>			
<i>Announcement Expenses</i>	<b>1,41,747.00</b>		<b>53,600.00</b>
<i>Computer Charges</i>	<b>2,87,174.00</b>		<b>2,48,840.00</b>
<i>Documentation Charges</i>			
<i>Rent &amp; User Charges</i>			
<i>Conference Fees</i>			
<i>Office Expenses Others</i>	<b>6,43,400.00</b>		<b>4,01,245.00</b>
<i>Handicap Fund Exp</i>	<b>9,11,000.00</b>		<b>1,09,000.00</b>
<i>Refreshment Expenditure</i>			
<i>Remuneration for Pashuganna</i>			
<i>Meeting Expenses</i>	<b>9,671.00</b>		<b>3,800.00</b>
<i>Recovery Charges</i>			
<i>Membership &amp; Subscription</i>			
<i>AMC Charges</i>	<b>13,77,972.00</b>		
<i>Postage &amp; Courier</i>	<b>10,000.00</b>		<b>15,000.00</b>
<i>Tea &amp; Refreshment</i>	<b>35,480.00</b>		<b>1,07,645.00</b>
<i>Technical Approval Fees</i>	<b>30,78,463.00</b>		<b>86,45,928.00</b>
<i>Sports activities for High School</i>			
<i>Sports and Cultural Activities</i>			
<i>Staff Reward Expenses</i>			
<i>Staff Training Expenses</i>			
<i>Video Shooting Expenses</i>			
<i>Security Expenses (Office Expense)</i>	<b>2,95,000.00</b>		<b>1,97,900.00</b>
		<b>67,89,907.00</b>	<b>97,82,958.00</b>





<u>Printing and Stationery</u>				
<i>Comuter Consumable (Computer Dept.)</i>				
<i>Comuter Consumable (Accounts Dept.)</i>				
<i>Printing</i>				
<i>Printing and Stationery All</i>				
<i>Stationery</i>	9,19,705.00	9,19,705.00	15,46,475.00	15,46,475.00
<u>Professional and Other Fees</u>				
<i>Architect Fees</i>	1,92,480.00		30,88,077.00	
<i>Renewal Fees</i>	300.00		3,150.00	
<i>Supervision Charges</i>	58,97,132.00		27,17,491.00	
<i>Legal Fees</i>	17,10,550.00		5,86,280.00	
<i>Professional and Technical Fees</i>	36,68,808.00		7,81,590.00	
<i>Statutory Return Fees</i>	40,000.00		30,260.00	
<i>Audit Fees</i>	46,19,775.00	1,61,29,045.00	5,17,272.00	77,24,120.00
<u>Rent Rates and taxes</u>				
<i>JCB Truck &amp; Crane Rent</i>				
<i>Building and Land Rent</i>	10,88,393.00		15,83,125.00	
<i>Agri. &amp; Non Agri. Tax</i>				
<i>FBT</i>				
<i>Unauthorised Vehicles Lifting Charges</i>				
<i>Consolidated Tax Refund &amp; Rebate</i>				
<i>Education Cess &amp; Employemnt Gurantee Cess Refund</i>				
<i>Octroi Refund</i>				
<i>Rebate/Discount/Grants Refund</i>				
<i>Rents, Rates &amp; Taxes All</i>				
<i>Royalty</i>			2,70,980.00	
<i>Service Tax</i>	1,07,44,919.00			
<i>Rent - Ghankachra</i>	4,68,37,037.00		4,70,88,326.00	
<i>Velical Rent Paid</i>	27,66,232.00		12,50,238.00	
<i>Water Charges - PWD</i>			25,00,000.00	
<i>Water Charges - Others</i>	1,57,44,437.00		2,37,76,000.00	








Survey Charges					-
Administrative Exp. All					-
Data Entry - Death & Birth					-
Handicap Fund Exp					-
Compensation					-
Swachh Sarvekshan					5,39,778.00
Ghar-kul Amudan Exp				4,50,000.00	-
<b>Total (Rs.)</b>				<b>4,50,000.00</b>	<b>27,00,42,537.00</b>
				<b>32,05,17,965.00</b>	

**Schedule I-11: Establishment Expenses**

Particulars	Amount (Rs) 31.03.19	Amount (Rs) 31.03.19	Amount (Rs) 31.03.18	Amount (Rs) 31.03.18
Allowances				
Guest Allowances	52,791.00		90,000.00	
Travelling Allowances	1,215.00		31,032.00	
Vehicle Allowances	12,73,800.00		15,68,059.00	
Other Allowances			1,78,517.00	
Handicap Allowances			13,27,806.00	18,67,608.00










**Schedule I-12: Interest & Finance Charges**

Particulars	Amount (Rs) 31.03.19	Amount (Rs) 31.03.18
Interest paid on PF	64,87,120.00	
Bank Charges All	4,958.00	1,582.00
<b>Total (Rs.)</b>	<b>64,92,078.00</b>	<b>1,582.00</b>


**Schedule I-13: Operations and Programme Implementation**

Particulars	Amount (Rs) 31.03.19	Amount (Rs) 31.03.18
Cleaning Charges	91,980.00	1,60,992.00
Cultural Program		
Election Expenses	2,12,81,143.00	15,400.00
Expenses for Animal Control & Food	62,475.00	1,51,59,259.00
Purchase Others (Alum etc)	1,91,08,226.00	45,93,594.00
Purchase (Chemicals & Powder)	42,39,053.00	16,61,400.00
Purchase (Chlorine Gas Turner)	6,08,400.00	
Purchase (Antyvidhi)		1,17,19,693.00
Purchase (Medicine & Surgical)	41,06,415.00	
Purchase (Handicap Material)		
Purchase (Pipe)		
Purchase (Rop)	2,35,500.00	
Purchase (Instruments)	11,85,494.00	5,75,380.00
Registration Charges	2,89,037.00	7,100.00
Funeral Free of Cost		
Free Camp Expenses		
Function & Visitor Expenses	13,01,033.00	3,26,540.00
Gandul Khat Project		24,59,450.00
Operating & Maintenance Expenses		
Dangalgrasth Expenses - Donation		
Donation		
Pollution Control Centre		17,111.00
Recruitment Process Expenses		
Enchroachment Expenses	1,70,088.00	
Board & Hoarding Exp	<b>10,838.00</b>	
Solid Waste Management Expenses		2,26,003.00




Census Expenses		8,515.00	61,426.00
Poshan Ahar Expenses			3,06,726.00
Swach Sarvekshan Expenses		4,69,062.00	
Pulse Polio Program Expenses			
Court Fees (Dave & Khatle)		37,500.00	20,000.00
Valuation Fees			
Vaccination Fees		5,32,04,759.00	3,73,10,074.00
<b>Total (Rs.)</b>			

<b>Schedule I-14: Repairs and Maintenance</b>			
<b>Particulars</b>	<b>Amount (Rs) 31.03.19</b>	<b>Amount (Rs) 31.03.19</b>	<b>Amount (Rs) 31.03.18</b>
<b>Bridges (Repairs)</b>			
<i>Bridges All (Repairs)</i>			
<i>Maintenance of C / D (Repairs)</i>		-	-
<i>Bridges Other (Repairs)</i>			
<b>Building &amp; Premises (Repairs)</b>			
<i>Anganwadi Repairs</i>	49,00,770.00		
<i>Buildings &amp; Premises Repairs All</i>	6,00,319.00		
<i>Buildings &amp; Premises (Repairs) Other</i>	2,42,755.00	247426.00	
<i>Compound Wall (Repairs)</i>			
<i>Hospitals Buildings (Repairs)</i>			
<i>Liabrary Repairs</i>			
<i>Meeting Halls Repairs</i>	3,40,233.00	514295.00	
<i>Chowk Beautification</i>	73,86,122.00		
<i>Samaj Mandir Repairs</i>	16,33,216.00	1727656.00	
<i>School Building Repairs</i>			
<i>Sheds-Repairs</i>			
<i>Stadium (Repairs)</i>			
<i>Staff Quarters Repairs</i>			
<i>Toilets (Repairs &amp; Maintenance)</i>	48,66,000.00	31054000.00	
<i>Fire Building Repairs</i>		63271.00	





<i>Octroi Naka (Repairs)</i>		1,99,69,415.00		3,36,06,648.00
<i>Tarangan Building (Repairs)</i>				
<b>Civic Amenities</b>			775084.00	
<i>Civic Amenities Others(Repairs)</i>			21936960.00	
<i>Public Toilets</i>	1,96,93,828.00			
<i>Statue Installations/Repairs</i>	15,85,432.00	2,12,79,260.00	247833.00	2,29,59,877.00
<b>Compost Project</b>		-		-
<i>Cultural and Sanitrit</i>				
<b>Compost Project (Repairs)</b>				
<i>Compost Project All (Repairs)</i>				
<i>Diesel Purchase for Compost Project</i>				
<i>Machinery Repairs Compost Project</i>				
<b>Computers &amp; Printers (Repairs)</b>				
<i>Computer &amp; Printer All (Repairs)</i>				
<i>Computers (Repairs)</i>				
<i>Printers (Repairs)</i>				
<b>Crimination Repairs</b>				
<i>Crimination Repaires Others.</i>		6,29,195.00		
<i>Crimination Repairs All</i>				
<b>Electrical Fittings (Repairs)</b>				
<i>Other Repairs</i>				
<i>Electrical Fittings All</i>				



## Electrical Installation (Repairs)

## Electrical Installation All (Repairs)

### Electrical Installation Building (Repair)

*Electric Installation Other (Repairs)*

*Others (Repairs)*

## Equipments (Repairs)

### X-Ray Machine (Repairs)

### *Equipments All (Repairs)*

### Hospital Equipments (Repairs)

Stores Equipments(Water Supply)

## Flyovers (Repairs)

### *Flyovers Other (Repairs)*

## Fountain (Repairs)

### *Fountain All (Repairs)*

## Furniture & Fixture -Repairs

## Chairs (Repairs)


### *Furniture & Fixtures All (Repairs)*

### Cupboards (Repairs)


Photoframes / Exhibits (Repairs)

### Tables (Repairs)

Furniture &amp; Fixtures Other (Repairs)




<b>Garden (Repairs)</b>				
<i>Garden All (Repairs)</i>	20,67,720.00	2167702.00		
<i>Garden Play Article (Repairs)</i>				
<i>Garden Other (Repairs)</i>				
<i>Fertilizers &amp; Weapons Purchase (Repairs)</i>	22,040.00	26,42,819.00		
<i>Tree Plantation (Repairs)</i>				
<i>Tree Guard Compound (Repairs)</i>				
<i>Tree Cutting Charges</i>				
<i>Tree Guard Compound (Repairs)</i>				
		20,89,760.00		48,10,521.00
<b>Gymnasym Hall</b>				
<i>Gymnasym Equipment (Repairs)</i>			320870.00	
<i>Gymnasym Hall All (Repairs)</i>				
<i>Gymnasym Hall Repairs ( Other)</i>				
				3,20,870.00
<b>Lands (Repairs)</b>				
<i>Grounds Repairs</i>				
<i>Jogging Track (Repairs)</i>				
<i>Open Land Repairs</i>				
<i>Play Grounds (Repairs)</i>				
<i>Crimination Ground Repairs</i>				
<i>Land Other (Repairs)</i>				
				-






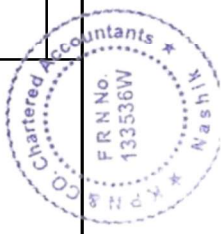
<b>Markets (Repairs)</b>				
<i>Markets All (Repairs)</i>				-
<i>Markets Other (Repairs)</i>				
<b>Nallas &amp; Gutter (Repairs)</b>				
<i>Nallas &amp; Gutter Other (Repairs)</i>				
<i>Gutter Cleaning Expenses</i>	23,53,396.00		4241812.00	42,41,812.00
<b>Office Equipment Repairs</b>				
<i>Mobiles (Repairs)</i>				
<i>Office Equipment All (Repairs)</i>				
<i>Office Building (Repairs)</i>				
<i>EPBAX System (Repairs)</i>				
<i>Fax Machine (Repairs)</i>				
<i>U.P.S. &amp; Battery (Repairs)</i>				
<i>Typewriter (Repairs)</i>				
<i>Air Conditioners (Repairs)</i>				
<i>Xerox Machine (Repairs)</i>				
<b>Plants &amp; Machinery (Repairs)</b>				
<i>Generator Plant (Repairs)</i>				
<i>V T Pumpset (Repairs)</i>				
<i>Centrifugal Pumpset ( Repairs)</i>				
<i>Machinery &amp; Pumping (Repairs)</i>				
<i>Plant &amp; Machinery All (Repairs)</i>	1,59,600.00		354809.00	3,54,809.00
<i>Submersible Pumpset ( Repairs)</i>				
<b>Public Lighting (Repairs)</b>				
<i>Bulb, Cable &amp; Equipments (Repairs)</i>				
<i>Pole Shifting Charges</i>				
<i>Public Lighting All (Repairs)</i>				
<i>Street Lighting (Repairs)</i>	5,60,35,225.00		50471050.00	5,04,71,050.00
<i>Transformers (Repairs)</i>				



<b>Roads &amp; Footpath (Repairs)</b>			
Concrete (Repairs)	4,11,26,555.00	27061214.00	2,70,61,214.00
Road & Foot Paths Repairs			
Road Resurfacing (Repairs)			
Roads & Footpath Others (Repairs)			
Traffic Signals Repairs			
Traffic Island Repairs			
Black Topped (Repairs)			
Traffic Signal (Repairs)			
<b>Sewerage &amp; Drainage (Repairs)</b>			
Diesel & Oil Purchase- Drainage Deppt.			
Drainage Lines(RCC Gutters) (Repairs)		461090.00	
Maintenance of Drainage Deppt.			
Repairs of Machinery & Spare Parts			
Sewerage and Drainage Repairs Other			
Sewerage & Drainage All (Repairs)			
Storm Water Drains (Repairs)			
Safety Tanks (Repairs)			
<b>Swimming Pool (Repairs)</b>			
Swimming Pool All (Repairs)			
Swimming Pools (Repairs) (Other)			
<b>Theatres &amp; Halls (Repairs)</b>			
Theatres & Hall All (Repairs)			
<b>Vehicles(Repairs &amp; Maintenance)</b>			
Diesel & Petrol Purchase			
Toll			
Tyre Tubes atteries (Repairs)			
Tankers (Repairs)			
Vehicle Other (Repairs)			
Vehicle All (Repairs)			
	9,76,970.00	766414.00	9,76,970.00
			7,66,414.00




<b>Waterways (Repairs)</b>					
<i>Borewell (Repairs)</i>					879079.00
<i>Boring &amp; Electric Pump (Repairs)</i>					
<i>Distribution Lines (Repairs)</i>					2092142.00
<i>Maintenance of Pumping Filtration Plant</i>					41264.00
<i>Water Tank (Repairs)</i>					16663277.00
<i>Waterways All (Repairs)</i>					
<i>Waterways &amp; Pipelines (Repairs)</i>					
<i>Canal (Repairs)</i>					
<i>Waterways (Repairs) Other</i>					
				1,95,04,497.00	1,96,75,762.00
<i>Gharkul Construction</i>				<b>1,85,41,652.00</b>	30193262
<b>Total (Rs.)</b>				<b>18,29,22,083.00</b>	<b>19,49,23,329.00</b>







Schedule I-17: Prior Period Items (Net)		Amount (Rs) 31.03.19	Amount (Rs) 31.03.18
Particulars			
<u>Income</u>			
Vehicle rent received		-	-
<u>Octroi Income- Prior Period</u>		-	-
Sub – Total Income (a)			
<u>Expenses</u>			
Building and Land Rent		-	-
Depreciation- (Prior Period)		-	-
Purchase of Plastic Bag - (Prior Period)		-	-
Prior Period Expenses			
Sub – Total Income (b)			
Total Prior Period (Net) (a-b)		-	-



# DHULE MUNICIPAL CORPORATION

## BALANCE SHEET AS ON 31st MARCH, 2019

Code No.	Description of Items	Sch No.	Current Year (2018-2019) Amount (Rs.)	Previous Year (2017-2018) Amount (Rs.)
	<b>LIABILITIES</b>			
	<b>Reserve &amp; Surplus</b>			
3010000	- Municipal (General) Fund	A	10,60,09,35,166.00	11,70,52,09,271.00
3020000	- Earmarked Funds	B	14,06,85,962.00	14,06,85,962.00
3030000	- Reserves	C	-	-
			10,74,16,21,128.00	11,84,58,95,233.00
3040000	<b>Grants, Contributions for specific purposes</b>	D	4,39,37,34,894.00	3,22,08,11,150.00
	<b>Loans -</b>			
3050000	- Secured Loans	E	-	-
3060000	- Unsecured Loans	F	78,55,208.00	78,55,208.00
	<b>Current Liabilities and Provisions</b>			
3090000	- Deposits Received	G	22,94,25,041.00	21,02,52,504.00
3120000	- Sundry Creditors & Other Liabilities	H	5,90,19,303.00	4,01,82,704.00
3110000	- Provisions	I	3,81,62,448.00	2,19,21,572.00
	<b>Contingent Liability</b>	X	-	-
	<b>TOTAL LIABILITIES</b>		<b>15,46,98,18,022.00</b>	<b>15,34,69,18,371.00</b>

Subject to our qualified audit report on even date

Auditor

KPN & Co,

Chartered Accountants

CA. Kishabh Narendra Chodiyaw

M. No. 621807

Partner

Date:

UDIN:

Accounts Complier

Chartered Accountants

For Dhule Municipal Corporation, Dhule

Commissioner

For Dhule Municipal Corporation, Dhule

Chief Accounts & Finance Officer



# DHULE MUNICIPAL CORPORATION

## BALANCE SHEET AS ON 31st MARCH, 2019

<u>Code No.</u>	<u>Description of Items</u>	<u>Sch No.</u>	<u>Current Year (2018-19)</u> <u>Amount (Rs.)</u>	<u>Previous Year (2017-18)</u> <u>Amount (Rs.)</u>
	<b>ASSETS</b>			
	<b>Fixed Assets</b>			
	- Gross Block	J	18,69,45,60,047.00	18,31,97,34,823.00
	- Less: Accumulated Depreciation		5,94,82,76,694.00	5,25,98,58,647.00
	- Net Block		12,74,62,83,353.00	13,05,98,76,176.00
4020000	- Capital Work-in-Progress	K	51,58,09,830.00	51,58,09,830.00
			13,26,20,89,176.00	13,57,56,86,006.00
	<b>Investments</b>			
	- Investments – General Fund	L	22,39,33,642.00	2,85,99,166.00
	- Investments – Other Funds	M	-	-
4030801	- Investments – Others	N	-	-
			22,39,33,642.00	2,85,99,166.00
	<b>Current Assets, Loans and Advances</b>			
4040000	- Stock in Hand (Inventories)	O	2,66,07,196.00	2,66,07,196.00
4050000	- Sundry Debtors (Receivables)	P	37,05,59,827.00	23,01,69,282.00
	- Gross amount outstanding		39,71,67,023.00	25,67,76,478.00
4060000	- Less: Accumulated provision against bad and doubtful Receivables	Q	-	-
			39,71,67,023.00	25,67,76,478.00
4070000	Prepaid Expenses	R	-	-
4100000	Cash and Bank Balances	S	1,38,34,13,640.00	1,27,58,05,055.00
4080000	Loans, Advances and Deposits	T	20,32,14,541.00	21,00,51,666.00
4090000	Less: Accumulated provision against Loans & Other current assets	U	-	-



4110000	Other Assets	V				
4120000	Miscellaneous Expenditure (to the extent not written off)	W				
TOTAL ASSETS					15,46,98,18,022.00	15,34,69,18,371.00

Subject to our qualified audit report on even date

Auditor

KPN & Co,

Chartered Accountants



CA. Kishabhi Narendra Chordia

M. No. 621807

Partner

Date:

UDIN:

Accounts Complier

Chartered Accountants

For Dhule Municipal Corporation, Dhule


Commissioner

For Dhule Municipal Corporation, Dhule

Chief Accounts & Finance Officer

**Schedule A: Municipal General Fund | Code No. 30100001**


Code No.	Particulars	Opening Balance as per last account (Rs.)	Additions during the year (Rs.)	Total (Rs.)	Deductions during the year (Rs.)	Balance at the end of the current year (Rs.)
3010000	Municipal Fund	11,70,52,09,271.00	0.00	11,70,52,09,271.00		11,70,52,09,271.00
	Interest - Prior Period		0.00	0.00	-	-
3010100	Excess of Income over Expenditure		-1,10,42,74,105.00	-1,10,42,74,105.00	-	(1,10,42,74,105.00)
	<b>TOTAL (RS.)</b>	<b>11,70,52,09,271.00</b>	<b>-1,10,42,74,105.00</b>	<b>10,60,09,35,166.00</b>	<b>0.00</b>	<b>10,60,09,35,166.00</b>





**Schedule B: Earmarked Funds | Code No. 3020000 |**


<b><u>Code No.</u></b>	<b><u>Particulars</u></b>	<b>Amount (Rs.) 31.03.19</b>	<b>Amount (Rs.) 31.03.18</b>
	Depreciation Fund	1,29,02,293.00	12902293.00
	Development Fund	94,52,002.00	9452002.00
	Dedargaon Paryatan Fund	1,01,86,925.00	10186925.00
	Dry Laterin Fund	5,93,216.00	593216.00
	Pension Fund	2,33,72,971.00	23372971.00
	Road Fund	1,30,000.00	130000.00
	Salary Reserve Fund	6,65,39,203.00	66539203.00
	Sinking Fund	54,74,830.00	5474830.00
	Tree Fund	3,30,139.00	330139.00
	Trust Fund	79,933.00	79933.00
	Water Supply Fund	1,16,24,450.00	11624450.00
	<b>TOTAL (RS.)</b>	<b>14,06,85,962.00</b>	<b>14,06,85,962.00</b>



## **Schedule C: Reserves**

**ANNEXURE TO SCHEDULE " B " & " C "**

Code No.	Particulars	Opening Balances (Rs.)	Additions during the year (Rs.)	Deductions during the year (Rs.)	Balance at the end of the current year (Rs.)
	<u>Earmarked Funds</u>				
	Total Earmarked funds	0.00	0.00	0.00	0.00
	<u>Reserves</u>				






Total Reserves fund	0.00	0.00	0.00
	Chartered	0.00	0.00

**Schedule D: Grants, Contributions for Specific Purposes [ Code No. 3040000 ]**

Code No.	Particulars	Amount (Rs.) 31.03.19		Amount (Rs.) 31.03.18	
3040103	<b>Jawaharlal Nehru National Urban Renewal Mission Grants</b>				
	- Basic Service to Urban Poor People				
	Utilised	0.00	0.00	0.00	0.00
	Unutilised				
	- Solid Waste Management (12th Pay Commission)				
	Utilised	(18,52,731.00)	-18,52,731.00	(18,52,731.00)	-18,52,731.00
	Unutilised				
	- 13th Pay Commission				
	Utilised				
	Unutilised	(7,80,859.00)	-7,80,859.00	(7,80,859.00)	-7,80,859.00
	- 14th Pay Commission				
	Utilised				
	Unutilised	79,23,16,666.00	79,23,16,666.00	49,35,44,329.00	49,35,44,329.00
	- Storm Water Drainage Yojna				
	Utilised		0.00		0.00
	Unutilised				
	- Underground Drainage Yojna				
	Utilised		0.00		0.00
	Unutilised				
	- Water Supply Project				
3040003	Utilised		0.00		0.00
	Unutilised				
	- PMC Charges Reserve				
	Utilised		0.00		0.00
	Unutilised				
	- Member of Parliament				
	Utilised		0.00		0.00




	<i>Unutilised</i>	62,21,305.00	62,21,305.00	8,53,928.00	8,53,928.00
3040002	<b>Dalit Vasti Sudharna Yojna</b>				
	<i>Utilised</i>				
	<i>Unutilised</i>	7,89,88,767.00	7,89,88,767.00	8,65,39,844.00	8,65,39,844.00
3040205	<b>D.P.D.C. City Development Grant</b>				
	<i>Utilised</i>				
	<i>Unutilised</i>		0.00	0.00	0.00
	<b>IHSDP Grant</b>				
	<i>Utilised</i>				
	<i>Unutilised</i>	-16,89,92,199.00	-16,89,92,199.00	-15,49,35,607.00	-15,49,35,607.00
	<b>UIDSSMT Grant (Pani Puravtha)</b>				
	<i>Utilised</i>				
	<i>Unutilised</i>	2,97,70,538.00	2,97,70,538.00	2,97,70,538.00	2,97,70,538.00
	<b>Road Grants</b>				
	<i>Utilised</i>		0.00	0.00	0.00
	<i>Unutilised</i>				
	<b>NMC ISI Plan Grant</b>				
	<i>Utilised</i>				
	<i>Unutilised</i>		0.00	0.00	0.00
	<b>UDRR Programme Grant</b>		-	-	-
	<b>Grants Sinhastha GOM</b>		-	-	-
	<b>Magas Shetra Anudan Nidhi (BRGF)</b>				
		-48370042	-48370042	-48271817	-48271817.00
	<b>Vikas Shulk</b>				
			-	-	0.00
	<b>Sujal Nirmal Abhiyan</b>				
		3755064	37,55,064.00	7760823	7760823.00
	<b>Dedargaon Tourism</b>				
		13794076		13794076	






Aamdar Nidhi Unutilised	5493679	1,37,94,076.00	8209312	13794076.00
Nagari Mulbhut Suvidha - Special Grant	62018208	54,93,679.00	70436951	82,09,312.00
Sant Gadge Baba Swachta Abhiyan	1354932	6,20,18,208.00	1354932	7,04,36,951.00
Theatre Grant	-292230	13,54,932.00	-292230	13,54,932.00
Grant for Census	10645340	-2,92,230.00	10645340	-2,92,230.00
Navinya Purn Yojana Grant	325736	1,06,45,340.00	325736	1,06,45,340.00
Grant for Arogya Mahila Balvikas Prkalp		3,25,736.00		3,25,736.00
Grant for Fire Brigade		3,89,112.00		3,89,112.00
Grant for RCH lab		1,86,16,441.00		1,86,16,441.00
Grant Received for Court		8,34,060.00		8,34,060.00
Grants - D A		31,97,942.00		26,07,367.00
Grant - Employee Salary		15,45,800.00		15,45,800.00
Grant - Maleria Grant		59,352.00		59,352.00
Grant - Medicine Grant		2,69,13,549.00		1,98,63,060.00
Nagar Rachana - Sahayak Anudan		75,850.00		75,850.00
Nagorothan Abhiyan Nidhi		49,21,60,000.00		49,21,60,000.00
Nagorothan Rajyastariya Nidhi		-3,16,48,489.00		-3,16,48,489.00
Nagorothan Jilhastariya Nidhi		17,59,22,087.00		17,59,22,087.00
Navbaudh Gharkul Yojana		-66,13,672.00		-66,13,672.00
Grant - Road		1,17,50,679.00		1,22,00,679.00
Grant - Shah Rog Anudan		13,46,84,191.00		12,71,84,191.00
Grant - Aplsankhyak Nidhi		3,99,584.00		3,99,584.00
Grant - Adhaar Card		1,29,36,717.00		1,56,10,185.00
Grant - Entertainment Tax		47,99,934.00		47,99,934.00
Grant - Land Revenue		5,23,933.00		5,23,933.00
Grant - Other		95,967.00		95,967.00
		1,68,000.00		12,000.00



Grant - Bhokar Grampanchayat	99,831.00	
Grant - Balkati Karan	13,75,000.00	13,75,000.00
Grant - Kutumb Kalyan	12,41,724.00	12,41,724.00
Grant - Balsangapan	5,16,416.00	5,16,416.00
Grant - Pashu Gannana	3,75,602.00	3,75,602.00
Grant - Stamp Duty	5,99,69,551.00	5,99,69,551.00
Grant - Water Supply	1,58,25,000.00	1,58,25,000.00
Grant - Maharashtra Urja Vikas Abhikaran	2,74,750.00	2,74,750.00
Grant - National Disaster Fund	17,806.00	17,806.00
Grant - Kami Kharchachi Swachta Yojana	2,177.00	2,177.00
Grant - Khandesh Vikas Paryatan	-16,89,814.00	-16,89,814.00
Grant - Swach Maharashtra	8,44,256.00	4,42,89,608.00
Grant - District Annual Scheme	1,05,97,000.00	50,90,000.00
Grant - LBT	89,09,00,000.00	89,09,00,000.00
Grant - Amrut Mishan Anudan	1,21,33,208.00	89,16,653.00
Grant - City Development Binsheti	10,17,000.00	10,17,000.00
Grant - C P Next tender	21,95,183.00	21,95,183.00
Grant - Maharashtra Suvarnajayanti (District level Grant)	-3,56,42,588.00	32,00,967.00
Grant - Urban Development	7,72,18,600.00	0.00
Grant - GST	1,55,50,39,730.00	70,88,00,000.00
Grant - DMC Contribution	-58,76,323.00	-1,96,13,672.00
Grant - District Sport Grant	7,00,000.00	7,00,000.00
Grant - Haddwadn	30,15,592.00	27,52,826.00
Grant - Panchayat Samiti Cess	3,26,641.00	0.00
Grant - Panchayat Samiti Gram Anudan	4,02,150.00	0.00
Interest on Grant	17,16,49,115.00	14,29,14,367.00
<b>TOTAL (RS.)</b>	<b>4,39,37,34,894.00</b>	<b>3,22,08,11,150.00</b>







**Schedule F: Unsecured Loans**

Code No.	Particulars	Amount (Rs.) 31.03.19	Amount (Rs.) 31.03.18
	Unsecured Loans	78,55,208.00	78,55,208.00
	<b>TOTAL (RS.)</b>	78,55,208.00	78,55,208.00

The Dhule Municipal Corporation has not taken any unsecured loans.



**Schedule G: Deposit Received & Payable**

Code No.	Particulars	Amount (Rs.) 31.03.19	Amount (Rs.) 31.03.18
	Connection Deposit - Electricity & Water	57500.00	57500.00
	Connection Deposit - Water	223400.00	223400.00
	Deposit - Advertisement	555685.00	555685.00
	Deposit - IDSMT	29918113.00	29918113.00
	Deposit - Shop	32852982.00	32852982.00
	Deposit - Water	67947864.00	67947864.00
	Deposit - Election	6195671.00	5820671.00
	Deposit - Market (Oota)	4918227.00	4918227.00
	Security Deposit (Nivida, Octroi BG, Material etc)	87867304.00	68041355.00
	Other Refund	-1111705.00	-83293.00
	<b>TOTAL (RS.)</b>	22,94,25,041.00	21,02,52,504.00



**Schedule H: Other Liabilities (Sundry Creditors)**

Code No.	Particulars	Amount (Rs.) 31.03.19	Amount (Rs.) 31.03.18
	Bills and Contractor Payable - Construction Department	36,52,086.00	36,52,086.00
	Bills and Contractor Payable - Electric Department	31,20,261.00	31,20,261.00
	Bills and Contractor Payable - Water Supply Department	6,02,927.00	6,02,927.00
	Pakke Khate Jama	1,65,20,638.00	38,01,460.00
	Royalty	(13,54,756.00)	(13,54,756.00)
	EPF	2,75,24,246.00	1,98,77,222.00
	Bin Shetsara (Vikas Shulk)	53,21,573.00	53,00,623.00
	Contractor Deduction Payable	36,32,328.00	51,82,881.00
	Salary Payable	-	-
	<b>TOTAL (RS.)</b>	<b>5,90,19,303.00</b>	<b>4,01,82,704.00</b>





## ANNEXURE TO SCHEDULE "H"

List of Creditors against Contract works, etc. as on 31.03.2019

Sr. No.	Name Of Party	Amount (Rs.)
---------	---------------	--------------

**TOTAL**

0.00




**Schedule I: Provisions**

Code No.	Particulars	Amount (Rs.) 31.03.19	Amount (Rs.) 31.03.18
	Maharashtra Education Cess	3,22,55,630.00	1,71,80,985.00
	Motha Niwasi Tax	7,68,120.00	7,90,735.00
	Rojgar Hami Tax	51,28,968.00	39,49,852.00
	GST Payabale	4,752.00	-
	Income Tax Payable	4,978.00	-
	<b>TOTAL (RS.)</b>	<b>3,81,62,448.00</b>	<b>2,19,21,572.00</b>



**Schedule K: Capital Work In Progress**


Code No.	Particulars	Amount (Rs.) 31.03.19	Amount (Rs.) 31.03.18
	Water Works Distribution Road, Gutter, Wall Compund, Samaj Mandir - Etc.	11,73,95,321.00 39,84,14,509.00	11,73,95,321.00 39,84,14,509.00
	<b>TOTAL (RS.)</b>	51,58,09,830.00	51,58,09,830.00





**Schedule L: Investments out of General Fund**


Code No.	Particulars	Amount (Rs.) 31.03.19	Amount (Rs.) 31.03.18
	<b><u>Fixed Deposits with</u></b>		
	<i>Depreciation Fund</i>		
	Bank of Baroda	5468000	5468000
	Bank of Baroda (Ramwadi)	18400	18400
	Central Bank of India	3773643	3773643
	IDBI Bank	153626	153626
	IDBI Bank	160747	160747
	IDBI Bank	31014	31014
	IDBI Bank	2986946	2986946
	UCO Bank	309918	309918
	Central Bank of India	3625938	3625938
	Central Bank of India	6568453	6568453
	FDR	48355360	48355360
	<i>Development Fund</i>		
	IDBI Bank	119622	119622
	IDBI Bank	1423308	1423308
	IDBI Bank	204536	204536
	IDBI Bank	204536	204536
	IDBI Bank	10780512	10780512
	Central Bank of India	2097899	2097899
	Dena Bank	10000000	10000000
	<i>Dry Laterin Fund</i>		
	Central Bank of India	140587	140587
	IDBI Bank	203604	203604
	IDBI Bank	244025	244025
	IDBI Bank	5000	5000
	Central Bank of India	488877	488877
	FDR	1013574	1013574
	<i>Pension Fund</i>		
	Bank of Baroda	6006266	6006266



Bank of Baroda	7130760	7130760
Central Bank of India	3773643	3773643
Central Bank of India	57453	57453
IDBI Bank	228462	228462
IDBI Bank	35886	35886
IDBI Bank	101802	101802
Bank of India	7130760	7130760
Bank of India	395320	395320
Central Bank of India	6006266	6006266
FDR	23605978	23496524
Central Bank of India	11651398	11651398
Dena Bank	9316139	9316139
<i>Road Fund</i>		
IDBI Bank	130000	130000
Central Bank of India	171711	171711
<i>Salary Reserve Fund</i>		
Central Bank of India	9500000	9500000
Central Bank of India	9500000	9500000
Central Bank of India	6289405	6289405
Central Bank of India	8043405	8043405
Central Bank of India	-8663840	-8663840
FDR	-22000000	-22000000
<i>Sinking Fund</i>		
Central Bank of India	3285458	3285458
IDBI Bank	2189373	2189373
Central Bank of India	2607668	2607668
FDR	4146599	4146599
<i>Tree Fund</i>		
Central Bank of India	330139	330139
Central Bank of India	264171	264171
FDR	452089	452089
<i>Trust Fund</i>		
Central Bank of India	1379	1379
Central Bank of India	2605	2605

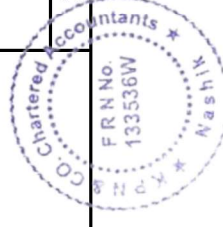


Central Bank of India	87868		
IDBI Bank	75949		
Central Bank of India	6002		
FDR	140812		
<i>Water Supply Fund</i>			
Bank of Baroda	<b>5471304</b>		5471304
Bank of Baroda	<b>8384</b>		8384
Central Bank of India	<b>100000</b>		100000
Central Bank of India	<b>16000</b>		16000
IDBI Bank	<b>100000</b>		100000
IDBI Bank	<b>100433</b>		100433
IDBI Bank	<b>15774</b>		15774
IDBI Bank	<b>16000</b>		16000
IDBI Bank	<b>37334</b>		37334
IDBI Bank	<b>66287</b>		66287
IDBI Bank	<b>73895</b>		73895
IDBI Bank	<b>99974</b>		99974
Syndicate Bank	<b>5519064</b>		5519064
Central Bank of India	<b>474950</b>		474950
Central Bank of India	<b>10000</b>		10000
Central Bank of India	<b>6577802</b>		6577802
FDR	<b>6316615</b>		6281593
<i>Alpasankhyak Fund</i>			
Dena Bank	<b>3000000</b>		3000000
<i>BRGF Fund</i>			
Dena Bank	<b>40000000</b>		40000000
<i>Deposit Fund</i>			
Dena Bank	<b>4000000</b>		4000000
<i>IDSMT Fund</i>			
Dena Bank	<b>10000000</b>		10000000
Dena Bank	<b>10000000</b>		10000000
<i>Nagari Dalit Wasti</i>			
Dena Bank	<b>1000000</b>		1000000
<i>Nagarothan Fund</i>			






Dena Bank				10000000	10000000
<i>UID Fund</i>					
Dena Bank				4000000	4000000
<i>Octroi Fund</i>					
FDR				16246627	16246627
<i>Dedargaon Paryatan</i>					
Dena Bank				8000000	8000000
IDBI				-13075	-13075
<i>UIDSSMT</i>					
FDR				-39181173	-39181173
<i>14th Vitta</i>					
FDR				160190000	
<i>Swach Bharat Abhiyan</i>					
FDR				35000000	
<b>FDR Matured During the year</b>				253691604	253691604
<b>TOTAL (RS.)</b>				22,39,33,642.00	2,85,99,166.00



Schedule M: Investments out of Other Funds

Code No.	Particulars	Amount (Rs.) 31.03.19	Amount (Rs.) 31.03.18
			









**Schedule O: Stock In Hand**

Code No.	Particulars	Amount (Rs.) 31.03.19	Amount (Rs.) 31.03.18
	Electric Item Stock	2,16,64,475.00	2,16,64,475.00
	Inventories - Electric Department	30,95,000.00	30,95,000.00
	Medicine Stock - Municipal Fund Health Dept.	18,47,721.00	18,47,721.00
	<b>TOTAL</b>	<b>2,66,07,196.00</b>	<b>2,66,07,196.00</b>




**Schedule P: Sundry Debtors Receivables**

<b>Code No.</b>	<b>Particulars</b>	<b>Amount (Rs.) 31.03.19</b>	<b>Amount (Rs.) 31.03.18</b>
4050100	<b>Receivables for Property Taxes</b>		
	- Less than 5 years*	23,90,39,359.00	9,08,92,492.00
	- More than 5 years*	-	-
	Sub Total	23,90,39,359.00	9,08,92,492.00
	Less: State Government Cesses/Levies in Taxes		
	-Control Accounts	23,90,39,359.00	9,08,92,492.00
	<b>Net Receivables of Property Taxes</b>		
	<b>Receivable of Other Taxes</b>		
	- Less than 3 years*	13,15,20,468.00	13,92,76,790.00
	- More than 3 years*		
	Sub- total	13,15,20,468.00	13,92,76,790.00
	Less: State Government Cesses/Levies in Taxes		
	- Control Accounts	-	-
	<b>Net Receivables of Other Taxes</b>	13,15,20,468.00	13,92,76,790.00
	<b>Receivables of Cess , Fees and User Charges</b>		
	- Less than 3 years*		
	- More than 3 years*	-	-
	Sub- total	-	-
	<b>Receivables from Octroi</b>		
	- Less than 3 years*		
	- More than 3 years*	-	
	Sub- total	-	
	<b>Receivables from Other Sources</b>		



Total of Sundry Debtors (Receivables)		37,05,59,827.00	23,01,69,282.00
TOTAL (RS.)		37,05,59,827.00	23,01,69,282.00





**Schedule Q: Accumulated Provisions against bad and doubtful receivables**

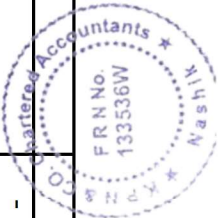
Code No.	Particulars	Amount (Rs.) 31.03.19	Amount (Rs.) 31.03.18
	<b>Accumulated provision against bad &amp; doubtful receivables</b>		
	<b><u>On Property Taxes</u></b>		
	-More than 1yrs but less than 2yrs	-	-
	-More than 2yrs but less than 3yrs	-	-
	-More than 3yrs but less than 4yrs	-	-
	-More than 4yrs but less than 5yrs	-	-
	-More than 5yrs	-	-
	<b>TOTAL</b>	-	-

As the yearwise bifurcation of arrears of property taxes as on 31.03.2013 is not provided, the provision against the same is taken as per provision made in previous financial year as prescribed by National Municipal Accounting Code. Since the data of receivables & yearwise bifurcation in respect of receivables of water taxes, other taxes, etc. are not provided by management, the provision of the bad & doubtful receivables against the same are not made.



**Schedule R: Prepaid Expenses**

Code No,	Particulars	Amount (Rs.) 31.03.19	Amount (Rs.) 31.03.18
		-	-
	<b>TOTAL</b>	-	-




**Schedule S: Cash & Bank Balances**

Code No.	Particulars	Account No.	Amount (Rs.) 31.03.19	Amount (Rs.) 31.03.18
	<b>Cash In Hand</b>			
	Cash - Kajjina		(2.00)	22,921.00
	<b>Bank Account Name</b>			
	Axis Bank Ltd	43295	7,54,797.00	29,56,475.00
	Axis Bank Ltd	43353	41,954.00	41,383.00
	Axis Bank Ltd	5497	1,63,725.00	1,58,610.00
	Axis Bank Ltd	1748	2,37,61,001.00	1,37,10,415.00
	Axis Bank Ltd	31204	4,83,06,708.00	2,91,01,737.00
	Axis Bank Ltd	33588	3,25,54,718.00	97,426.00
	Axis Bank Ltd	96862	49,57,508.00	39,47,400.00
	Bank of India	17438	21,82,011.00	1,80,05,364.00
	Bank of India	16460		
	Bank of India	17214		
	Bank of India	244		
	Bank of Maharashtra	341507	4,30,098.00	419384.00
	Bank of Maharashtra	94113	3,72,929.00	364585.00
	Bank of Maharashtra	6223144	58,920.00	57554.00
	Central Bank of India	12030		
	Central Bank of India	21329	2,61,106.00	916110.00
	Dena Bank	39478	45,88,436.00	2815979.00
	HDFC Bank	21065	84,30,550.00	23213928.00
	HDFC Bank	21078	1,50,46,334.00	8190577.00
	HDFC Bank	93402	7,35,03,601.00	87743110.00
	HDFC Bank	11616	29,31,107.00	27124997.00
	HDFC Bank	49701	33,81,472.00	0.00
	ICICI Bank Ltd	903	4,73,485.00	470288.00
	State Bank of India	5164/31548	10,506.00	9954.00
	State Bank of India	105128	25,359.00	25359.00
	State Bank of India	97591	14,63,079.00	1403407.00
	State Bank of India	2703	1,97,84,348.00	13192117.00
	Union Bank of India	1027	-	0.00
	Union Bank of India	1028	-	0.00
	Union Bank of India	1030	-	0.00
	Union Bank of India	17214	27,95,058.00	15628066.00
	Union Bank of India	2570	-	-14081.00
	Union Bank of India	2571	(9,219.00)	(21,805.00)
	Union Bank of India	61415	5,763.00	5,566.00
	Union Bank of India	71282	4,88,575.00	13,46,679.00
	<b><u>SPECIFIC GRANT - BANK ACCOUNTS</u></b>			
	Axis Bank Ltd.	96017	88330.00	86787.00
	Axis Bank Ltd.	48860		80115.00
	Axis Bank Ltd.	48879		95357.00
	Axis Bank Ltd.	50096	150045102.00	30167915.00
	Axis Bank Ltd.	620653		394304.00
	Bank of India	17439	304164.00	293746.00
	Bank of India	16871		11109.00
	Bank of India	16874		317672.00
	Bank of Maharashtra	356240	1309.00	55097.00
	Bank of Maharashtra	356251	7057.00	270194.00
	Canara Bank	10031		90615.00
	Central Bank of India	73243	12690617.00	12665585.00
	Dena Bank	24482		201338.00
	Dena Bank	47187	913020.00	891842.00
	HDFC Bank	34526	33154841.00	43713758.00
	HDFC Bank	15237	41846312.00	37437218.00
	HDFC Bank	408511	105827.00	0.00




HDFC Bank	72440	80365443.00	173327652.00
HDFC Bank	380253	44670948.00	75230265.00
HDFC Bank	41065	14334067.00	9610938.00
HDFC Bank	55162	38148931.00	78803025.00
HDFC Bank	8684778	452896662.00	257056771.00
ICICI Bank Ltd.	1788	3789193.00	3814183.00
ICICI Bank Ltd.	21	238764.00	225817.00
State Bank of India	97364		3956412.00
State Bank of India	1983	10.00	0.00
State Bank of India	50556	39179351.00	38032624.00
State Bank of India	9123	6172853.00	8599663.00
State Bank of India	96858		
State Bank of India	97863	10007141.00	10796016.00
Syndicate Bank Ltd.	23757		73536.00
Syndicate Bank Ltd.	27570		4,10,202.00
Union Bank of India	173872	1,85,441.00	1,79,090.00
Union Bank of India	61958	9,33,569.00	1,23,56,936.00
Union Bank of India	162249	33,13,661.00	31,96,520.00
Union Bank of India	26086	84758496.00	92240545.00
Union Bank of India	62170	15344822.00	18678546.00
Union Bank of India	163125	11324181.00	24768143.00
Union Bank of India	166732	6765533.00	1677946.00
<b><u>SECURITY DEPOSIT - BANK ACCOUNT</u></b>			
Axis Bank Ltd.	48879		
Axis Bank Ltd.	48879		
Axis Bank Ltd.	48879		
Union Bank of India	26086		
Union Bank of India	26086		
Union Bank of India	26086		
Bank Account - Pension Fund		80564068.00	80564068.00
Bank Account - Provident Fund		4500000.00	4500000.00
Bank Account - Security Deposit			
<b>TOTAL (RS.)</b>		<b>1,38,34,13,640.00</b>	<b>1,27,58,05,055.00</b>





**Schedule T: Loan Advances & Deposits**

Code No.	Particulars	Amount (Rs.) 31.03.19	Amount (Rs.) 31.03.18
	Staff & Others Advance (Net)	3,36,91,917.00	3,86,56,982.00
	Advance - Grant	12,76,07,611.00	13,20,92,671.00
	Advance - Jagananna	25,000.00	25,000.00
	Advance - Election	26,13,000.00	-
	Deposits - MSEB	2817635.00	28,17,635.00
	Deposits - Telephone	-962.00	(962.00)
	Contractor Advance	-450000.00	(4,50,000.00)
	TDS Receivable	43014.00	43,014.00
	Loan Repayment	3,68,67,326.00	3,68,67,326.00
	<b>TOTAL (RS.)</b>	<b>20,32,14,541.00</b>	<b>21,00,51,666.00</b>



**ANNEXURE TO SCHEDULE " T "**

**Advance to Contractors Other than Mobilization Advances**

S.No.	Name of the Contractor	Amount (Rs.) 31.03.19	Amount (Rs.) 31.03.18
-------	------------------------	--------------------------	--------------------------

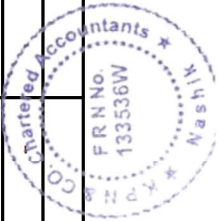
1



1


**Schedule U: Accumulated Provision against Loan**

Code No.	Particulars	Amount (Rs.) 31.03.19	Amount (Rs.) 31.03.18
		-	-
		-	-
	<b>TOTAL (RS.)</b>		



**Schedule V: Other Assets**

Code No.	Particulars	Amount (Rs.) 31.03.19	Amount (Rs.) 31.03.18
	TOTAL (RS.)		
			-







**Schedule X: Contingent Liability**

Code No.	Particulars	Amount (Rs.) 31.03.19	Amount (Rs.) 31.03.18
	Cases Pending In Tribunals and High Court		
	<b>TOTAL (RS.)</b>		

